



DEPARTMENT OF THE NAVY
HEADQUARTERS UNITED STATES MARINE CORPS
3000 MARINE CORPS PENTAGON
WASHINGTON, DC 20350-3000

MCO 3574.2L
C 476
4 Sep 14

MARINE CORPS ORDER 3574.2L

From: Commandant of the Marine Corps
To: Distribution List

Subj: MARINE CORPS COMBAT MARKSMANSHIP PROGRAMS (MCCMP)

Ref: (a) MCRP 3-01A
(b) MCRP 3-01B
(c) Combat Rifle Marksmanship Detailed Instructor Lesson Plans
(d) Combat Pistol Program (CPP) Detailed Instructor Lesson Plans
(e) Combat Marksmanship Trainer (CMT) Detailed Instructor Lesson Plans
(f) Combat Marksmanship Coach (CMC) Detailed Instructor Lesson Plans
(g) MCO P1080.20M W/CH 1-2
(h) NAVMC 3500.44A
(i) NAVMC 3500.18B
(j) MCO P1610.7F W/CH 1-2
(k) MCO 3570.1C
(l) MCO 5500.6H W/CH 1
(m) SECNAV M-5210.1
(n) SECNAV M-5214.1
(o) SECNAVINST 5211.5E

Encl: (1) Marine Corps Combat Rifle Program
(2) Marine Corps Combat Pistol Program

Report Required: I. End of Year Training Report (Report Control Symbol EXEMPT), encl (1), chap. 3, par. 11b, encl (1), chap. 4, par. 11b, encl (1), chap. 5, par 10b, encl (1), chap. 6, par. 11c

1. Situation. This Order establishes Marine Corps policy and prescribes requirements governing entry-level marksmanship and annual marksmanship training, per the references.

2. Cancellation. MCO 3574.2K.

3. Mission. This Order establishes Marine Corps policy and prescribes requirements governing the Marine Corps Combat Marksmanship Program to include initial qualification and annual re-qualification with the service rifle and pistol.

4. Execution

a. Commanders Intent and Concept of Operations

(1) Commanders Intent. The intent is to provide proficiency with the weapon a Marine will fight with in combat. For the purposes of this Order, the term "pistol" refers to the service pistols defined as M9 and M9A1; while

DISTRIBUTION STATEMENT A: Approved for public release; distribution is unlimited.

the term "service rifle" refers to the service rifles defined as the M16A4 and/or M4 carbine, both with the Rifle Combat Optic (RCO). In accordance with this intent, variants of the service rifle, service pistol, and other similar weapons are allowed if such weapon is proven to be the Marine's Table of Organization (T/O) assigned rifle and/or pistol. Authorized weapons, optics, and modular attachments will be published annually via MARADMIN by Marksmanship Program Management Section (MPMS), Quantico. The Marine must use the same weapon (or equivalent in the event the weapon system becomes unusable) throughout the entirety of the Combat Marksmanship Programs.

(2) Concept of Operations. Combat Marksmanship proficiency is a key element in the foundation for military effectiveness in ground combat, unit defense, or security operations. All Marines will be trained to effectively employ the individual service weapons with which they are armed.

b. Subordinate Elements Mission

(1) The Deputy Commandant, Combat Development and Integration (DC CD&I) is the advocate for the MCCMP.

(2) The Commanding General, Training Command (CG, TrngCmd) is responsible for the staffing and distribution of products developed by the MCCMP proponent.

(a) The Commanding Officer (CO), Weapons Training Battalion (WTBn) TrngCmd, serves as the marksmanship proponent. The CO will be guided by instructions contained herein and by special instructions issued separately by DC CD&I. The CO is directly responsible for oversight of the MCCMP and maintaining this Order, development, maintenance, and update of all master lesson files and other supporting documentation for conducting marksmanship training throughout the Marine Corps.

(b) MPMS, WTBn, Quantico serves as the single point of contact for all matters pertaining to institutional marksmanship. MPMS may be contacted at (703) 784-5520 or DSN 278-5520.

(3) Commanders of all Marine Corps organizations shall ensure their Marines are trained in accordance with this Order.

c. Coordinating Instructions

(1) Marine Corps Combat Marksmanship Doctrine forms the basis for Combat Marksmanship Training. The objective of marksmanship training is to develop, sustain, and improve individual combat shooting skills.

(2) To measure proficiency with the rifle and pistol, Marines will conduct the training outlined in this Order.

(3) The prescribed minimum requirements of this Order should not be interpreted as limiting the commander. Commanders are encouraged to conduct additional weapons training to enhance performance (eg. Firing Rifle Tables 2-4 and CPP Tables 2-8 with the Field Protective Mask).

(4) Members of other services, when permanently assigned to Marine units, at a minimum, must complete Table 1A and Table 2 when armed with the rifle and Table 1 Combat Pistol Program (CPP) training when armed with the pistol.

(5) The marksmanship year is defined by the fiscal year (1 Oct-30 Sep).

(6) Safety is inherent in any training program. Safety to include safety rules, weapons commands, condition codes, and bore/sight relationship between line of sight and centerline of the bore are strictly adhered to as stipulated in references (a) through (f).

5. Administration and Logistics

a. Any recommendations or comments pertaining to marksmanship training should be directed to: Commanding General, Training Command (C 476), 27211 Garand Road, Quantico, Virginia, 22134-5036.

b. Records created as a result of this Order shall be managed according to National Archives and Records Administration approved dispositions per reference (m) to ensure proper maintenance, use, accessibility and preservation, regardless of format or medium.

c. The generation, collection, or distribution of Personally Identifiable Information (PII), and management of privacy sensitive information shall be in accordance with the Privacy Act of 1974, as amended, per reference (o). Any unauthorized review, use, disclosure or distribution is prohibited.

6. Command and Signal

a. Command. This Order is applicable to the Marine Corps Total Force.

b. Signal. This Order is effective the date signed.



K. J. GLUECK, JR.
Deputy Commandant for
Combat Development and Integration

DISTRIBUTION: PCN 10203380000

TABLE OF CONTENTS

<u>IDENTIFICATION</u>	<u>TITLE</u>	<u>PAGE</u>
ENCLOSURE 1		
Chapter 1	REGULATIONS GOVERNING TRAINING/EVALUATION WITH THE SERVICE RIFLE	1-1
1.	Purpose and Intent	1-1
2.	Preparatory Training	1-1
3.	Fundamental Rifle Marksmanship (FRM), Table 1/1A	1-1
4.	Basic Combat Rifle Marksmanship (BCRM), Table 2	1-2
5.	Intermediate Combat Rifle Marksmanship (ICRM), Table 3	1-2
6.	Advanced Combat Rifle Marksmanship (ACRM), Table 4	1-2
7.	Lesson Materials	1-2
8.	Reserve Training	1-3
Chapter 2	GENERAL ADMINISTRATION AND EXECUTION OF ENTRY LEVEL AND ART TRAINING AND EVALUATION	2-1
1.	Range Personnel Requirements	2-1
2.	Table 1/1A	2-2
3.	Table 2	2-6
4.	Tables 3A-D and 4A-D	2-9
5.	Awards	2-11
6.	Issue and Replacement of Badges and Re-qualification Bars	2-11
7.	Inclement Weather Plan	2-12
Chapter 3	Entry Level Rifle Training for Student Officers	3-1
1.	Entry Level Rifle Training	3-1
2.	Training Schedule	3-1
3.	Marksmanship Training Unit (MTU) Responsibilities	3-3
4.	Regulations Concerning Coaching	3-3
5.	Minimum Required Equipment	3-4
6.	Range Requirements	3-5
7.	Target Requirements	3-5
8.	Ammunition Requirements	3-5
9.	Qualification Scores	3-5
10.	Failure/Remediation	3-6
11.	Reporting Requirements	3-6
12.	Records Disposition	3-7
Chapter 4	ENTRY LEVEL RIFLE TRAINING FOR ENLISTED RECRUITS AT MARINE CORPS RECRUIT DEPOTS (MCRD)	4-1
1.	Overview	4-1
2.	Training Schedule	4-1
3.	MTU Responsibilities	4-2
4.	Regulations Concerning Coaching	4-2
5.	Minimum Required Equipment	4-2
6.	Range Requirements	4-3
7.	Target Requirements	4-3

TABLE OF CONTENTS

<u>IDENTIFICATION</u>	<u>TITLE</u>	<u>PAGE</u>
8.	Ammunition Requirements	4-3
9.	Qualification Scores.....	4-3
10.	Failure/Remediation.....	4-4
11.	Reporting Requirements.....	4-4
12.	Records Disposition.....	4-5
Chapter 5	ENTRY LEVEL RIFLE TRAINING FOR ENLISTED MARINES AT THE SCHOOLS	
OF INFANTRY	5-1
1.	Overview	5-1
2.	Training Schedule	5-1
3.	Marksmanship Training Unit Responsibilities	5-2
4.	Regulations Concerning Coaching	5-2
5.	Minimum Required Equipment	5-3
6.	Range Requirements	5-3
7.	Target Requirements	5-3
8.	Tables 3 and 4 Pass/Fail Criteria	5-3
9.	Failure/Remediation	5-3
10.	Reporting Requirements	5-4
11.	Records Disposition	5-4
Chapter 6	ANNUAL RIFLE TRAINING (ART).....	6-1
1.	Annual Rifle Training (ART)	6-1
2.	Training Schedule	6-2
3.	Unit Responsibility	6-3
4.	Regulations Concerning Coaching	6-4
5.	Minimum Required Equipment	6-4
6.	Range Requirements	6-6
7.	Target Requirements	6-6
8.	Ammunition Requirements	6-7
9.	Qualification Scores	6-7
10.	Failure/Remediation	6-7
11.	Reporting Requirements.....	6-8
12.	Records Disposition.....	6-9
13.	Exemptions.....	6-9
14.	Waivers.....	6-10
15.	Requests for Modification.....	6-11
Chapter 7	MARINE FORCES RESERVE MARKSMANSHIP TRAINING.....	7-1
1.	Annual Rifle Training (ART) for Reserves.....	7-1
2.	Training Schedule.....	7-2
3.	Applicability.....	7-2
4.	Unit Responsibilities.....	7-3
5.	Regulations Concerning Coaching.....	7-3
6.	Minimum Required Equipment.....	7-3
7.	Range Requirements.....	7-3
8.	Target Requirements.....	7-4
9.	Ammunition Requirements.....	7-4
10.	Firing Positions.....	7-4

TABLE OF CONTENTS

<u>IDENTIFICATION</u>	<u>TITLE</u>	<u>PAGE</u>
11.	Alibi Procedures.....	7-4
12.	Scoring Procedures.....	7-4
13.	Qualification Scores.....	7-4
14.	Records Disposition.....	7-4
15.	Reporting Requirements.....	7-4
16.	Awards.....	7-4
17.	Waivers.....	7-5
18.	Exemptions.....	7-5
CHAPTER 8	GENERAL ADMINISTRATION AND EXECUTION OF ANNUAL TRAINING/EVALUATION REQUIREMENTS WITH THE SERVICE PISTOL.....	8-1
1.	Requirements.....	8-1
2.	Training and Readiness (T&R) Events.....	8-1
3.	Required Equipment for CPP Table One.....	8-2
4.	Exemptions to Annual Training.....	8-2
5.	Waivers.....	8-3
6.	Request for Modification.....	8-3
7.	Requalification Attempts.....	8-4
8.	Qualification/Requalification Reporting Requirements.....	8-4
9.	Ammunition Requirements.....	8-4
10.	Target Requirements.....	8-4
11.	Range Personnel Requirements.....	8-4
12.	Instructor Requirements.....	8-5
13.	Scoring Procedures.....	8-6
14.	Alibis.....	8-7
15.	Awards.....	8-9
16.	Records Disposition.....	8-10
Appendix A	COURSE OF FIRE FOR RIFLE TABLE 1, FUNDAMENTAL RIFLE MARKSMANSHIP ENTRY LEVEL TRAINING	A-1
Appendix B	COURSE OF FIRE FOR RIFLE TABLE 1A, INTERMEDIATE RIFLE MARKSMANSHIP ANNUAL RIFLE TRAINING	B-1
Appendix C	COURSE OF FIRE FOR RIFLE TABLE 2, BASIC COMBAT RIFLE MARKSMANSHIP FOR ENTRY LEVEL SITES	C-1
Appendix D	COURSE OF FIRE FOR RIFLE TABLE 2, BASIC COMBAT RIFLE MARKSMANSHIP ANNUAL RIFLE TRAINING (ART)	D-1
Appendix E	COURSE OF FIRE FOR RIFLE TABLE 3, INTERMEDIATE COMBAT RIFLE MARKSMANSHIP	E-1
Appendix F	COURSE OF FIRE FOR RIFLE TABLE 4, ADVANCED COMBAT RIFLE MARKSMANSHIP	F-1
Appendix G	RIFLE TARGETS	G-1
Appendix H	COURSE OF FIRE FOR ANNUAL PISTOL TRAINING/EVALUATION, CPP TABLE 1.....	H-1
Appendix I	PISTOL MPMS-1 TARGET SCORING.....	I-1

Chapter 1

Regulations Governing Training/Evaluation With the Service Rifle

1. Purpose and Intent. The service rifle is the primary tool by which an individual Marine: 1) obtains dominance over the enemy and 2) neutralizes the effects of enemy weapons. To that end, the Marine Corps Combat Rifle Program progresses the individual Marine from the fundamentals of marksmanship to advanced combat shooting by ensuring service standards are reviewed, practiced, and evaluated. The objective at the completion of training is the Marine's ability to competently and effectively employ the service rifle under varying conditions.

a. The Marine Corps Combat Rifle Program utilizes a building block/training continuum approach toward developing Marines into proficient combat marksmen. Marines will begin by learning the fundamentals of marksmanship (Preparatory Training & Table 1) and then incrementally learn new combat shooting skills (Tables 2-4) as they complete each table of training. Marines must demonstrate proficiency in like skill sets from each table of training prior to advancing to the next table containing the same skill sets (e.g., Firing Table 3A and then Table 4A without having first completed Tables 3B, 3C, and 3D).

b. The Marine Corps Combat Rifle Program states the ammunition requirement for all ranges and units to successfully complete all tables of training pertaining to unit requirements in accordance with this Order.

c. As the Marine Corps Combat Rifle Program progresses, formal training on modular attachments for the service rifle to include optics, laser aiming devices, etc., are included.

2. Preparatory Training. Prior to beginning training on Table 1/1A of the Marine Corps Combat Rifle Program, Marines must complete preparatory training. The following training and readiness (T&R) events are introduced at the entry level sites and are sustained during Annual Rifle Training (ART):

a. 0300-M16-2001. Perform weapons handling procedures with a service rifle/infantry automatic rifle.

b. 0300-M16-2002. Maintain a service rifle.

c. 0300-M16-2003. Perform corrective action with a service rifle.

d. MCRD-M16-1004. Demonstrate weapons carries with a service rifle.

e. 0300-M16-1005. Zero a Rifle Combat Optic (RCO) to a service rifle.

3. Fundamental Rifle Marksmanship (FRM), Table 1/1A

a. Purpose is to impart the fundamental knowledge and skills necessary for safe and accurate firing of the rifle. This training will form the basis for all other training with the service rifle. Recruits and lieutenants will be evaluated on their mastery of FRM skills at entry level sites during Table 1 course of fire. Marines will be evaluated annually on their mastery of FRM skills during Table 1A course of fire.

b. MCRD-M16-1007. Execute Fundamental Rifle Marksmanship (Table 1).

4. Basic Combat Rifle Marksmanship (BCRM), Table 2

a. Table 2 is the first step in transitioning a Marine from fundamental marksmanship to becoming a proficient combat marksman. Marines are evaluated on their mastery of skills at the completion of Table 2 training.

b. MCRD-M16-1014. Execute Basic Combat Rifle Marksmanship (Table 2).

5. Intermediate Combat Rifle Marksmanship (ICRM), Table 3. Table 3 reinforces and improves basic combat shooting skills and introduces additional techniques and procedures. Upon completion of Table 3, the Marine will have demonstrated the required skills for successful completion of the tasks assigned to the Marine rifleman.

a. 0300-M16-2004. Zero iron sights to a service rifle.

b. 0300-M16-1007. Zero a Mini Integrated Pointer Illuminator Module (MIPIM) to a service rifle/infantry automatic rifle (IAR).

c. 0300-M16-1010. Execute Intermediate Combat Rifle Marksmanship Table 3A Short Range Day.

d. 0300-M16-1011. Execute Intermediate Combat Rifle Marksmanship Table 3B Short Range Night.

e. 0300-M16-1012. Execute Intermediate Combat Rifle Marksmanship Table 3C Unknown Distance Day.

f. 0300-M16-1013. Execute Intermediate Combat Rifle Marksmanship Table 3D Known Distance Night.

6. Advanced Combat Rifle Marksmanship (ACRM), Table 4. Table 4 reinforces and improves combat shooting skills and introduces advanced techniques and procedures relevant to the infantry Marine and the Marine that is deployed. Upon completion of Table 4, the Marine will have demonstrated the required skills for successful completion of the rifle tasks assigned to the infantry Marine.

a. 0300-M16-1014. Execute Advanced Combat Marksmanship Table 4A Short Range Day.

b. 0300-M16-1015. Execute Advanced Combat Marksmanship Table 4B Short Range Night.

c. 0300-M16-1016. Execute Advanced Combat Marksmanship Table 4C Unknown Distance Day.

d. 0300-M16-1017. Execute Advanced Combat Marksmanship Table 4D Unknown Distance Night.

7. Lesson Materials. Lesson materials for the Marine Corps Combat Marksmanship Program are available through the MPMS, Weapons Training Battalion, Quantico, VA (703) 784-5520 (DSN 278-5520).

8. Reserve Training. Training for Marines assigned to Marine Forces Reserves (MFR) is outlined in chapter 6.

Chapter 2

General Administration and Execution of Entry Level and ART Training and Evaluation

1. Range Personnel Requirements

- a. Officer In Charge (OIC). The OIC is responsible and accountable for the conduct of the training and for adhering to governing regulations and guidance. The OIC must be an officer or staff noncommissioned officer in accordance with reference (k). At entry level sites and established marksmanship training sites, the OIC must complete the prescribed training syllabus for Combat Marksmanship Trainer (CMT) or 0306 Infantry Weapons Officer.
- b. Range Safety Officer (RSO). The RSO is responsible for the safe conduct of training in accordance with reference (k) and policies from the installation range control office.
- c. Line Staff Noncommissioned Officer (SNCO). The line SNCO must be a sergeant or higher and have the secondary military occupational specialty (MOS) 0931, CMT. They are responsible for the conduct and supervision of the training and evaluation on the range in accordance with this Order.
- d. Block Noncommissioned Officer (NCO). The block NCO must have the secondary MOS 0933, Combat Marksmanship Coach. The block NCO supervises all aspects of training within their assigned block of targets, enforces range and safety regulations, and authorizes alibis as required. One block NCO will supervise no more than 13 firing points.
- e. Combat Marksmanship Trainer (CMT). The CMT is a subject matter expert for combat marksmanship training within their unit. The CMT must have the secondary MOS 0931. The CMT is responsible for assisting unit commanders in conducting the Marine Corps Combat Marksmanship Program. The CMT conducts all classroom instruction during preparatory training. CMTs are also responsible for preparing and supervising the Combat Marksmanship Coach (CMC).
- f. Combat Marksmanship Coach (CMC). The CMC is responsible for correcting and assisting Marines during CMT. A CMC must hold the secondary MOS 0933. The CMC ensures Marines assigned to their targets apply proper techniques of fire and use proper weapons handling procedures. One CMC will not be assigned more than four firing points.
- g. Tower NCO. The tower NCO gives all line commands during training and evaluation firing. The tower NCO must hold the secondary MOS 0933.
- h. Pit NCO. The pit NCO controls pit operations, enforces pit regulations, gives pit commands, and assists pit verifiers. The pit NCO must hold the secondary MOS 0933.
- i. Assistant Pit NCO. The assistant pit NCO provides the pit NCO the flexibility to address problems that may arise during practice or evaluation firing and still maintain control of pit operations. The assistant pit NCO should be proficient in the duties identified for the pit NCO. The assistant pit NCO must hold the secondary MOS 0933.
- j. Verifiers. The unit being trained is responsible for providing personnel to serve as verifiers. Verifiers must be sergeants or above who

are not firing on that detail. The line SNCO will ensure the verifier understands their assigned duties. At a minimum, there will be one verifier per 10 targets during Table 1/1A and Table 2 evaluation.

(1) The verifier's job is to inspect a target to verify non-visible misses. Ricochets are also considered misses. The verifier must initial all non-visible misses on the scorecard.

(2) If the target puller has any doubt about a score value, they call for a verifier to validate.

(3) The verifier reviews each scorecard and checks the addition of the scorekeepers. The verifier then turns the scorecards to the certifying officer for signature.

(4) Verifiers must be assigned when using the pits. When not using the pits, block NCOs may act as verifiers for all tables of fire.

k. Certifying Officer. A designated SNCO or officer will supervise the pit verifiers and certify the scores recorded on the pit scorecards. The certifying officer will ensure the scores are correct and sign each scorecard as the certifying officer.

2. Table 1/1A

a. Firing Position Requirements for Table 1. The shooter must be able to assume all four basic firing positions in the prescribed stages of fire per this Order during FRM training and evaluation. The purpose of position requirements during Table 1 (FRM) is to focus the shooter on the importance of building a solid shooting foundation using only their body and associated equipment. The use of artificial support is not authorized. Artificial support is defined as any supporting structure, object, hole, etc. that is not a part of the shooter or their associated equipment. For the execution of Table 1/1A the legs of a bipod will not be used to create a supported position.

(1) Prone

(a) The body will be extended on the ground with the head toward the target.

(b) Both hands, the sling, and one shoulder will support the rifle.

(c) No portion of the rifle or body will rest against any artificial support.

(d) The magazine will be allowed to touch the clothing or the arm supporting the rifle. The magazine may be gripped along the sides, but the butt plate of the magazine may not be used to support the weapon.

(2) Sitting

(a) The buttocks and feet or ankles will support the body's weight. No other portion of the body will touch the ground.

(b) Both hands, the sling, and one shoulder will support the rifle.

(c) The arms may rest on the legs at any point above the ankles.

(d) The magazine will be allowed to touch the clothing or the arm supporting the rifle, and may be gripped along the sides, but the butt plate of the magazine may not be used to support the weapon.

(3) Kneeling

(a) The weak side foot, strong side knee and foot will support the body's weight.

(b) The buttocks will be clear of the ground, but may rest on the strong side foot.

(c) Both hands, the sling, and one shoulder will support the rifle.

(d) The arm supporting the rifle will rest on the knee or just inside the knee.

(e) The strong side elbow will not be supported.

(f) The magazine will be allowed to touch the clothing or the arm supporting the rifle, and may be gripped along the sides but the butt plate of the magazine may not be used to support the weapon.

(4) Standing

(a) Standing erect on both feet will support the body's weight. No other portion of the body will touch the ground.

(b) Both hands and one shoulder will support the rifle.

(c) The rifle sling will be adjusted to the parade configuration for web slings used during Table 1 (Entry Level Training). For all other tables, authorized slings will be used in accordance with reference (a).

(d) The forward arm may rest against the body or on the cartridge belt and any attached equipment.

(e) The magazine will be allowed to touch the clothing or the arm supporting the rifle, and may be gripped along the sides, but the bottom of the magazine may not be used to support the weapon.

b. Scoring for Table 1. Table 1 uses a five point scoring system for each stage of fire. Shots are scored with the appropriate value of the scoring area in which the shot impacts. If a shot touches the scoring area of the next higher value, the shooter will receive the score of the higher value. The minimum passing score for Table 1 is 190 out of a possible 250 points.

(1) Score on the Line. The shooter on the ready line keeps the score for the shooter on the firing line (same firing point). As soon as a scorecard is completed, the scorecard is signed by the shooter and Marine keeping score then collected by the coach. The scorecard on the line will be verified against the scorecard kept in the pits.

(2) Score in the Pits. The official score is kept in the pits. Personnel pulling targets are responsible for recording the official score on the scorecard. The scorecard bears the date, the number of the target, and the number of the relay. All entries on scorecards are made in permanent ink. A pit verifier must initial all scorecard corrections. The pit verifier and the target puller will sign evaluation scorecards. The scorecards in the pits and the scorecards on the line are matched and range personnel make a final verification.

(3) Excessive Hits During a String of Fire. If a target has more hits than the prescribed number for that stage of fire, not all of the same value, the shooter assigned to that target will receive an alibi. If all hits are of the same value the shooter will receive the value of the number of shots fired up to the prescribed number of hits for that stage.

(4) Insufficient Hits During a String of Fire

(a) If there are insufficient hits and three or more shot holes are touching, and there are no excessive hits on the two targets to the left and right, the shooter is given the value of the three touching shot holes for the missing shot(s).

(b) If there are insufficient hits and there are not three or more shot holes touching, the shooter must accept the score for the number of rounds impacting the target.

(c) If the target has nine hits all in the "aiming black" and there are no excessive hits on the two targets to the left and right, the shooter will receive the maximum score for that stage of fire.

c. Table 1/1A Alibi Procedures. An alibi will be awarded during evaluation if any condition caused by the weapon (mechanical malfunction), ammunition, or range (line or pit) operation causes the shooter to not have an equal opportunity to complete a string of fire.

(1) Circumstances that Constitute an Alibi. The following are examples of events and conditions that constitute an alibi:

(a) Faulty ammunition.

(b) A malfunction or stoppage (not caused by the shooter). The shooter is responsible for attempting corrective action to get the weapon back into action. The shooter will not be penalized (e.g., not given an alibi or given misses for shots not fired) if appropriate corrective action is performed. Training emphasis is on learning the proper procedures for corrective action. If the appropriate corrective action is not attempted during rapid fire, misses will be given for the rounds not fired during that stage of fire. Corrective action procedures are contained in references (a) through (c).

(c) If a target becomes crooked or falls out of the carriage regardless of whether or not the shooter fires on the target.

(d) If a safety issue arises beyond the control of the shooter(s).

(2) Circumstances that Do Not Constitute an Alibi. No alibi will be awarded for any condition caused by the shooter. The following are events, conditions, and failures to fire, which do not constitute an alibi:

(a) General

1. The weapon has not been maintained, cleaned, or lubricated in accordance with TM 05538/10012-10A/1.

2. The rifle or magazine is improperly assembled.

3. Failure to properly seat the magazine.

4. Failure to chamber the first round of each magazine.

5. Failure to ensure the bolt is fully forward and locked.

6. Failure to replace magazines that were determined to be defective during practice.

7. Failure to shoot the prescribed number of shots for each stage of fire.

8. Use of unauthorized ammunition.

9. Lost ammunition.

10. Insufficient hits.

(b) Prior to Firing

1. The shooter fills their magazines improperly or fills magazines with the incorrect number of rounds.

2. The shooter fails to make sure optics/attachments are properly secured to the weapon.

3. The shooter fails to take the weapon off safe prior to firing.

(c) During Firing

1. The shooter engages the safety while firing.

2. The shooter engages the magazine release button while firing.

3. The shooter fails to reload the weapon properly or reloads with the wrong magazine.

4. The shooter fails to attempt corrective action when a stoppage occurs.

3. Table 2

a. Firing Position Requirements for Table 2. During Table 2 the shooter is introduced to basic combat shooting positions. Shooters must be able to assume the standing and kneeling firing positions during training and evaluation. During this table Marines continue to refine their positions using only their body and associated equipment.

(1) Standing Position

(a) Hips, torso and head will be squared towards the target assuming an aggressive, mobile standing position.

(b) Both hands and one shoulder will support the rifle.

(2) Kneeling Position

(a) The weak side foot, strong side knee, and foot will support the body's weight.

(b) The buttocks will be clear of the ground, but may rest on one foot.

(c) Both hands, the sling, and one shoulder will support the rifle.

(d) The arm supporting the rifle may rest on the knee or may be elevated off the knee.

b. Scoring for Table 2. Table 2 utilizes a two point scoring system for all stages of fire. Hits within the designated scoring area are worth two points (see Figure 2-1 and appendix G). Hits outside the designated scoring area are worth one point. If a shot touches the scoring area of the next higher value, the shooter will receive the score of the higher value. For Entry Level Rifle Training only, lethal vital areas will be outlined in bold, visible lines for practice stages of fire, and faint lines for pre-qualification and qualification. For Annual Rifle Training, faint lines will be used throughout training and evaluation. The minimum passing score for Table 2 is 60 out of a possible 100 points.

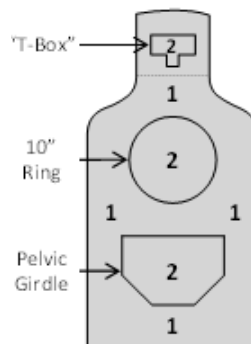


Figure 2-1.--Table 2 Target Scoring.

(1) Using the Pits

(a) Targets will be elevated at the beginning of each stage of fire and will remain elevated throughout each stage. Upon completion of each stage of fire, targets will be lowered into the pits.

(b) Target pullers on each target will place a shot hole marking device into each shot hole to mark the location of the impact, and will record the number of impacts on the scorecard.

(c) Targets will be elevated to allow shooters to observe shot groups and record scores.

(d) Target pullers will again lower the targets into the pits, remove all shot hole markers, and paste the shot holes.

(e) On command from the pit NCO, all targets will again be raised in preparation for the next stage of fire.

(f) For moving targets, a 3-inch shot spotter will be placed in the shot holes and the targets will be elevated to provide feedback to the shooter. Targets will be marked, scored, and elevated for each moving target drill.

(2) Using Alternate Target Systems

(a) The firing line will be placed at 25 meters/yards.

(b) Shooters will fire one complete stage.

(c) Upon completion of the stage, coaches and shooters will proceed down range to observe shot holes and score targets.

(d) Coaches will count the shot holes on each target, and annotate the number of impacts on the scorecard. Shooters will not touch the targets until after the coaches have scored the target.

(e) If the target for Table 2 has one less hit for a particular stage of fire, all other hits are in the designated area, and no excessive hits on the targets to the left and right, the shooter will receive the maximum score for that stage of fire.

(f) Once the coach has recorded the number of impacts on the scorecard, the coach will give approval to the shooter to verify the number of impacts and paste all holes.

c. Table 2 Alibi Procedures. Alibis will be awarded during evaluation if any condition caused by the weapon (mechanical malfunction), ammunition, or range (line or pit) operation causes the shooter to not have an equal opportunity to complete a string of fire. During Table 2 evaluation, range personnel have the option of conducting alibis using one of the following procedures:

(1) Upon completion of each drill within a given stage.

(a) When a coach identifies a potential alibi, they will signal the block NCO for determination. If the alibi is awarded, the coach will signal the tower NCO.

(b) Immediately following the drill all alibi shooters will be allowed to fire the drill again. Range personnel may provide additional rounds to the shooter only in order to replace rounds lost during the performance of corrective action.

(2) Upon completion of each stage within Table 2.

(a) When a coach determines that a shooter rates an alibi, that coach will make a note on the shooters scorecard to annotate the alibi.

(b) Upon completion of the particular stage, all alibi shooters will move up to the firing line.

(c) Each shooter will fire the remaining rounds from the drill during which the alibi was awarded. The tower NCO will sequentially run through each of the drills within the stage to provide each Marine the opportunity to fire remaining rounds.

(3) Circumstances that Constitute an Alibi. The following are examples of events and conditions that constitute an alibi:

(a) Faulty ammunition.

(b) A malfunction or stoppage (not caused by the shooter). The intent of the corrective action procedures is to reinforce the idea of staying in the fight. If the shooter experiences a stoppage or failure to fire, the shooter is responsible for performing corrective action to get the weapon back into action and finish the string of fire. Shooters who conduct appropriate corrective action will be given an opportunity to complete the string of fire.

(c) If a target becomes crooked or falls out of the carriage regardless of whether or not the shooter fires on the target.

(d) If a safety issue arises beyond the control of the shooter(s).

(4) Circumstances that Do Not Constitute an Alibi. No alibi will be awarded for any condition caused by the shooter. The following are events, conditions, and failures to fire, which do not constitute an alibi:

(a) The weapon and/or magazine has not been maintained, cleaned, lubricated, or assembled in accordance with TM 05538/10012-10A/1.

(b) Failure to replace magazines that were determined to be defective during practice.

(c) The shooter fails to make sure optics/attachments are not properly secured to the weapon.

(d) The shooter fills their magazines improperly or fills magazines with the incorrect number of rounds.

(e) The shooter fails to ensure the weapon is in condition 1.

(f) The shooter fails to take the weapon off safe prior to firing.

(g) The shooter engages the safety while firing.

(h) The shooter engages the magazine release button while firing.

(i) Failure to shoot the prescribed number of shots for each stage of fire.

(j) The shooter fails to reload the weapon properly or reloads with the wrong magazine.

(k) The shooter fails to attempt corrective action when a stoppage occurs.

(l) Use of unauthorized ammunition.

(m) Lost ammunition.

(n) Insufficient hits.

4. Tables 3A-D and 4A-D

a. Firing Position Requirements for Tables 3 and 4. The shooter must be able to assume the prone, standing, and kneeling firing positions during Table 3 and Table 4 training and evaluation. The shooter has previously been trained on the importance of building a solid shooting foundation using only their body and associated equipment during Tables 1 and 2 training. For Tables 3 and 4 the shooter is authorized and encouraged to use artificial support, attachments, and bipod legs in establishing a solid shooting foundation.

b. Scoring for Tables 3A-D and 4A-D. Tables 3A, B and 4A, B use a two point scoring system. Hits within the designated scoring area are worth two points. Hits outside the designated scoring area are worth one point. If a shot touches the scoring area of the next higher value, the shooter will receive the score of the higher value. Lethal vital areas will be outlined with faint lines for all stages of fire. The minimum passing score for Tables 3A and 4A is 80 percent of all possible points. The minimum passing score for Tables 3B and 4B is 50 percent of all possible points. Tables 3C, D and 4C, D are scored either hit or miss. The minimum passing score for these tables is 50percent of targets hit.

(1) Shooters will fire one complete stage.

(2) Upon completion of the stage, coaches and shooters will proceed down range to observe shot holes and score targets.

(3) Coaches will count the shot holes on each target, and annotate the number of impacts on the scorecard. Shooters will not touch the targets until after the coaches have scored the target.

(4) Once the coach has recorded the number of impacts on the scorecard, the coach will give approval to the shooter to verify the number of impacts and paste all holes.

(5) Shots are scored as hits or misses on the target. Shots within the designated scoring ring are designated hits; shots outside the designated scoring ring are designated as misses.

c. Tables 3A-D and 4A-D Alibi Procedures. An alibi will be awarded during evaluation if any condition caused by the weapon (mechanical malfunction), ammunition, or range (line or pit) operation causes the shooter to not have an equal opportunity to complete a string of fire. In any case where an alibi is warranted, the shooter will be given an opportunity to finish the string of fire. The firing line will not advance to the next string of fire until all shooters have completed the current string of fire.

(1) Circumstances that Constitute an Alibi. The following are examples of events and conditions that constitute an alibi:

(a) Faulty ammunition.

(b) A malfunction or stoppage (not caused by the shooter). If the shooter experiences a stoppage or failure to fire, the shooter is responsible for performing corrective action to get the weapon back into action. The intent of the corrective action procedures for Table 3 and Table 4 is to reinforce the idea of staying in the fight. Shooters performing corrective action to clear a stoppage or failure to fire will be given the time to get the weapon back into action and finish the string of fire.

(c) If a target becomes crooked, falls, or malfunctions, unexpectedly during a string of fire.

(d) If a safety issue arises beyond the control of the shooter(s).

(2) Circumstances that Do Not Constitute an Alibi. No alibi will be awarded for any condition caused by the shooter. The following are events, conditions, and failures to fire, which do not constitute an alibi:

(a) The weapon and/or magazine has not been maintained, cleaned, lubricated, or assembled in accordance with TM 05538/10012-10A/1.

(b) Failure to replace magazines that were determined to be defective during practice.

(c) The shooter fails to make sure optics/attachments are not properly secured to the weapon.

(d) The shooter fills their magazines improperly or fills magazines with the incorrect number of rounds.

(e) The shooter fails to ensure the weapon is in condition 1.

(f) The shooter fails to take the weapon off safe prior to firing.

(g) The shooter engages the safety while firing.

(h) The shooter engages the magazine release button while firing.

(i) Failure to shoot the prescribed number of shots for each stage of fire.

(j) The shooter fails to reload the weapon properly or reloads with the wrong magazine.

(k) The shooter fails to attempt corrective action when a stoppage occurs.

(l) Use of unauthorized ammunition.

(m) Lost ammunition.

(n) Insufficient hits.

5. Awards

a. Rifle Qualification Badge. Successful completion of both Tables 1 and 2 determines the type of classification the Marine will receive. Once these tables have been mastered, the Rifle Qualification Badge is awarded based upon the required minimum aggregate score achieved on the Table 1 and Table 2 evaluations. Total points determine the classification of expert, sharpshooter, or marksman. Classification scores are in Chapter 3, 4, and 5 of this Order.

(1) The wearing of the appropriate qualification badge is authorized until the individual fails to re-qualify or re-qualifies in another classification. Marines who fail a re-evaluation attempt are not authorized to wear a badge for that weapon until they do qualify.

(2) Marines who are not required to fire for re-qualification will wear their last qualification/re-qualification badge.

b. Re-qualification Bars

(1) When a Marine who has qualified as an expert the previous year re-qualifies as an expert with the rifle on a re-qualification detail, that individual earns a re-qualification bar to be attached to the Rifle Expert Badge.

(2) The first re-qualification bar earned is recognized as the second award since the original Expert Badge was earned first. Subsequent expert re-qualification bars will be issued by the Marine's commanding officer.

(3) Marines are authorized the subsequent re-qualification bar each time they fire expert for record. The expert qualifications do not have to be earned on back-to-back years (i.e., if a Marine fires expert during recruit training, sharpshooter the first year in the operating forces, and expert the third year in the operating forces, then the Marine rates an expert badge with a "2nd Award" re-qualification bar for the current fiscal year).

(4) Only one re-qualification bar earned by the individual will be worn.

6. Issue and Replacement of Badges and Re-qualification Bars

a. Commanding officers are authorized to replace from issue stocks marksmanship badges and re-qualification bars, which are lost or become unserviceable for reasons other than individual negligence. Such replacements should be made by the organization in which the loss occurred. Replacement for losses resulting during shipment of effects will be made by the gaining organization.

b. Replacements of badges or re-qualification bars, which do not meet the above criteria, are the individual's responsibility.

7. Inclement Weather Plan

a. Multiple courses of fire may be conducted in a single training day in the event that inclement weather has caused a postponement in the training schedule.

b. For entry level sites, the Table 1 pre-evaluation score may be used as the shooter's official evaluation score only when inclement weather has caused the evaluation to be fully or partially cancelled. In this event, the Table 1 pre-evaluation must have been conducted as an evaluation (e.g., verifiers, new targets, no coaching).

Chapter 3

Entry Level Rifle Training for Student Officers

1. Entry Level Rifle Training

a. The intent of entry-level marksmanship training is to introduce the fundamental knowledge and skills required to effectively use and employ the rifle as a Marine. No previous marksmanship knowledge is assumed.

b. Table 1/Table 2. Student officers undergoing The Basic School (TBS) must complete Table 1 and Table 2 training. This includes completion of: preparatory training and Table 1 course of fire, and preparatory training and Table 2 course of fire. These courses of fire are contained in appendices A and C, respectively.

c. Table 3 A-D. Officers undergoing TBS must complete Table 3 training. This includes completion of preparatory training. The Table 3 A-D courses of fire are contained in appendix E. TBS is authorized to partially train Table 3 A-D skills due to resource restrictions and range availability that cause them to not train to standard.

d. Table 4. Officers undergoing TBS must complete Table 4 training. This includes completion of preparatory training. The Table 4 courses of fire are contained in appendix F. TBS is authorized to partially train Table 4 skills due to resource restrictions and range availability that cause them to not train to standard.

2. Training Schedule

a. Table 1

(1) Preparatory Training. Preparatory training for the student officer, to include lecture, Indoor Simulated Marksmanship Trainer (ISMT), and dry practice, will be conducted by Marksmanship Training Company, Weapons Training Battalion (WTBn) Quantico. TBS students will establish a pre-zero sight setting on their service rifle using a small arms collimator. TBS students will then refine their service rifle's zero at 100 meters/yards.

(2) Day 1 Firing. Student officers conduct the following:

(a) Hold confirmation at 200 meters/yards contained in appendix A.

(b) Table 1 training contained in appendix A.

(3) Day 2 Firing. Student officers conduct Table 1 training contained in appendix A.

(4) Day 3 Firing. Student officers conduct Table 1 training contained in appendix A.

(5) Day 4 Firing. Student officers fire Table 1 pre-evaluation contained in appendix A.

(6) Day 5 Firing. Student officers fire Table 1 evaluation contained in appendix A.

b. Table 2

(1) Day 1. Student officers receive preparatory training for Table 2. Practical application and dry practice will be given prior to live fire training. Student officers conduct Table 2 live fire training contained in Appendix C.

(2) Day 2. Student officers fire Table 2 pre-evaluation and evaluation contained in Appendix C.

c. Table 3 A-D

(1) Preparatory Training. Prior to beginning Table 3 A-D training, preparatory training for the student officer will be conducted by a CMT (MOS 0931). Reference (c) contains the required preparatory classes for Table 3 A-D.

(2) Table 3A Short-range Day Training. Student officers conduct Table 3A short-range day training found in appendix E.

(3) Table 3A Short-range Day Evaluation. Student officers fire short-range Table 3A day evaluation contained in appendix E. Scores are recorded.

(4) Table 3B Night Training. Student officers fire Table 3B night training contained in appendix E.

(5) Table 3B Night Evaluation. Student officers fire Table 3B night evaluation contained in appendix E. Scores are recorded.

(6) Table 3C Unknown Distance Day Training. Student officers fire Table 3C unknown distance day training contained in appendix E.

(7) Table 3C Unknown Distance Day Evaluation. Student officers fire Table 3C unknown distance day evaluation contained in appendix E. Scores are recorded.

(8) Table 3D Known Distance Night Training. Student officers fire Table 3D known distance night training contained in appendix E.

(9) Table 3D Known Distance Night Evaluation. Student officers fire Table 3D known distance night evaluation contained in appendix E. Scores are recorded.

d. Table 4

(1) Preparatory Training. Prior to beginning Table 4 training, preparatory training for the student officer will be conducted by a CMT (MOS 0931). Reference (c) contains the required preparatory classes for Table 4.

(2) Table 4A Short-range Day Training. Student officers conduct Table 4A short-range day training found in appendix F.

(3) Table 4A Short-range Day Evaluation. Student officers fire Table 4A short-range day evaluation contained in appendix F. Scores are recorded.

(4) Table 4B Short-range Night Evaluation. Student officers fire Table 4B short-range night evaluation found in Appendix F. Table 4B short-range night evaluation is conducted with the aid of night vision and laser aiming devices. Scores are recorded.

e. Iron Sight Training. Student officers receive preparatory training on the iron sights, zero the sights, and fire Tables 3A and C.

3. Marksmanship Training Unit (MTU) Responsibilities. The primary responsibility for producing trained CMCs and CMTs and for conducting entry level marksmanship for student officers resides with the Marksmanship Training Company located at WTBn Quantico. MTUs are responsible for conducting CMC and CMT courses in accordance with references (e) and (f).

a. Instructor Requirements. Only qualified CMTs and CMCs supplied by the MTU will conduct marksmanship training for student officers. Marksmanship instructors must have successfully completed the CMT Course or Infantry Weapons Officer Course (IWOC).

b. Minimum Required Personnel. Ideally, one CMC should be assigned two firing points. Additional range personnel requirements are contained in Chapter 2.

c. Preparatory Training for Tables 1 - 4. CMTs are responsible for Preparatory Training for all student officers prior to beginning Table 1 training. This includes the training of knowledge-based lecture materials and dry practice. ISMT is included in the student officer's training preparation for initial skill development and remediation as necessary, but will not substitute for the required live fire training as outlined in this Order. The Detailed Instructor Guides contained in reference (c) will be used to conduct all Preparatory Training.

d. Conduct of Tables 1 - 4. MTU/range personnel are responsible for the conduct of live fire training for Tables 1 - 4 for student officers.

4. Regulations Concerning Coaching. CMCs are responsible for coaching all student officers. During evaluation, coaching is permitted between stages of fire and during the shooter's preparatory time for each stage of fire. Coaching during rifle evaluation firing is prohibited (any verbal or non-verbal assistance to the shooter, by the Coach or any other personnel on the range). During firing communication between the coach and shooter will be limited to situations regarding safety or range operations.

5. Minimum Required Equipment. (As issued by TBS; authorized equipment list is published annually via MARADMIN).

a. Table 1

- (1) Service rifle as defined in Chapter 1, paragraph 1.
- (2) Sling.
- (3) Load-bearing gear.
- (4) Six magazines.
- (5) Magazine retention devices.

- (6) Hearing protection.
- (7) Eye protection.
- (8) Data book.

Note: Water carrying device and cold or foul-weather gear is authorized; elbow and kneepads are not authorized; eye patches are not authorized.

b. Table 2

- (1) Service rifle.
- (2) Sling.
- (3) Load-bearing gear.
- (4) Six magazines.
- (5) Magazine retention devices.
- (6) Hearing protection.
- (7) Eye protection.

(8) Body armor and helmet. Attaching magazine retention devices directly to the body armor is authorized.

Note: Water carrying device and foul weather gear are authorized.

c. Tables 3 and 4

- (1) Service rifle with modular attachments:
 - (a) Laser aiming device.
 - (b) Night vision device.
- (2) Sling.
- (3) Load-bearing gear.
- (4) Six magazines.
- (5) Magazine retention devices.
- (6) Hearing protection.
- (7) Eye protection.

(8) Body armor and helmet. Attaching magazine retention devices directly to the body armor is authorized.

Note: Water carrying device and foul weather gear are authorized.

6. Range Requirements

a. Table 1

(1) A known distance range certified for 5.56mm ball ammunition fired from 100 (zeroing), 200, 300, and 500 meters/yards is required.

(2) Automated systems such as Location of Miss and Hit (LOMAH) may be used.

b. Table 2. Table 2 requires a range certified for 5.56mm ball ammunition fired from 25 meters/yards for stationary targets and 100 meters/yards for moving targets.

c. Tables 3 and 4. An unknown distance certified for 5.56mm ball ammunition fired from 25 to 500 meters/yards is required. The range must be set up so as not to force violations of a safety rule. For movement and pivot stages of fire, firing points must be placed with sufficient dispersion so that the Marine firing does not cover their self or the Marine to their right or left with the muzzle of the weapon during the movement.

7. Target Requirements

a. On all evaluation days for Tables 1 - 4, new target faces are required on all targets being fired upon for evaluation.

b. For Table 1, one "A," one "D," and one "B-MOD" target are required for each target point.

c. For Table 2, two "E" modified silhouette targets are required for each target point; targets will have three scoring areas (head, chest, pelvic girdle) in accordance with reference (c) and as shown in Appendix G.

d. For Tables 3A, 3B, 4A, and 4B, one "E" silhouette target modified with two scoring areas (head and chest) is required. For Tables 3C, 3D, 4C, and 4D, one "E" silhouette target is required for each target point. Targets are in accordance with reference (c) and as shown in Appendix G.

e. For the unknown distance stage of fire in Tables 3C, 3D, 4C, and 4D, multiple targets set at varying ranges (25-500 meters/yards) are required for each target point. Targets must be able to provide feedback on whether the shooter has hit the target. Automated ranges with pop-up targets are preferred to conduct these tables. Steel targets are authorized for unknown distance shooting no closer than 100 meters/yards.

8. Ammunition Requirements. Ammunition requirements for Tables 1 - 4 training and evaluation are contained in Appendices A - F of this Order.

9. Qualification Scores. Qualification scores are based on an aggregate of Table 1 and Table 2 scores:

<u>Unqualified</u>	<u>Marksman</u>	<u>Sharpshooter</u>	<u>Expert</u>
0 - 249	250-279	280-304	305-350

a. Student officers must obtain a minimum score of 190 on Table 1 evaluation in order to proceed to Table 2 training and evaluation. After successfully completing Table 1, the student officer will proceed to Table 2 training.

b. Student officers must obtain a minimum score of 60 on Table 2 evaluation in order to receive an aggregate qualification score. Upon successful completion of Table 2 training on the first attempt, the student officer will receive an aggregate qualification score.

10. Failure/Remediation

a. Table 1

(1) When a student officer fails to achieve the required minimum score for Table 1, if time and circumstances permit, the student officer will be reevaluated on Table 1.

(2) Upon a successful reevaluation of Table 1, the student officer will progress to Table 2 training. Upon successful completion of Table 2, regardless of the Table 2 score, the student officer will receive an aggregate qualification score of 250 (minimum score) and a classification of Marksman for record.

(3) An agreement between CO, WTBn and CO, TBS will determine the number of evaluation attempts.

b. Table 2

(1) When a student officer fails to achieve the required minimum score for Table 2, if time and circumstances permit, the student officer will be reevaluated on Table 2.

(2) Upon a successful reevaluation of Table 2, the student officer, regardless of their Table 1 score, will receive an aggregate qualification score of 250 (minimum score) and classification of Marksman for record.

(3) An agreement between CO, WTBn and CO, TBS will determine the number of evaluation attempts.

c. Tables 3 and 4 Pass/Fail Criteria. Student officers must achieve an accumulative hit accuracy of 80 percent of all possible points for the immediate engagement stages of fire and 50 percent hit accuracy of all possible points for the unknown distance and night stages of fire for Table 3 A-D and Table 4 evaluation. When a student officer fails to achieve the required minimum score for Table 3 A-D or 4, if time and circumstances permit, the student officer will be reevaluated on those tables.

11. Reporting Requirements

a. Student officers who successfully complete both Table 1 and Table 2 training and evaluation will have the aggregate score of Table 1 and Table 2 reported in Marine Corps Total Force System (MCTFS) as their qualification score and classification. The date, score, and classification attained will be recorded per reference (g) and reference (j).

b. Operations Officers at WTBn are responsible for submitting end-of-year training reports to WTBn Quantico (C476) by no later than November 1 at the completion of the fiscal year. This reporting requirement is exempt from reports control per reference (n), Part IV, paragraph 7j. The report format is available on the WTBn Quantico website. The report will provide firing statistics for the most recently completed fiscal year to include:

- (1) Number of personnel trained.
- (2) Score breakdown for male and female.
- (3) Table 1 scores.
- (4) Table 2 scores.
- (5) Aggregate scores.
- (6) Initial qualification percentage.
- (7) Final qualification percentage.
- (8) Breakdown of number of Expert, Sharpshooter, Marksman, and Unqualified.
- (9) Average Table 3 scoring percentages by Table (i.e. Table 3A, 3B, 3C, etc...) broken-down by male and female.
- (10) Average Table 4 scoring percentages by Table (i.e. Table 4A, 4B, 4C, etc...) broken-down by male and female.

12. Records Disposition. Records and reports relating to marksmanship training and readiness with individual small arms, including copies of awards (badges/bars) made to individuals (exclusive of copies filed in the individual's Official Military Personnel File (OMPF)), will be retained for three years by organizations conducting training. Marksmanship evaluation records (rifle line and pit scorecards) will be retained for three years.

Chapter 4

Entry Level Rifle Training for Enlisted Recruits at
Marine Corps Recruit Depots (MCRD)

1. Overview

a. The intent of entry-level marksmanship training is to introduce the fundamental knowledge and skills required to safely and effectively use and employ the service rifle as a basically trained Marine. No previous marksmanship knowledge is assumed.

b. Table 1 / Table 2. Enlisted Marines while undergoing recruit training at Weapons Field Training Battalion (WFTBN) Parris Island or Edson Range must complete Table 1 and Table 2 training. This includes completion of Preparatory Training for Table 1 and Table 2 and the courses of fire for Table 1 and Table 2. These courses of fire are contained in Appendices A and C, respectively.

2. Training Schedule

a. Table 1

(1) Preparatory Training. Preparatory Training for the recruit, to include lecture, ISMT, and dry practice, will be conducted by range personnel. Recruits will establish a pre-zero sight setting on their service rifle using a small arms collimator. Recruits will then confirm their service rifle's zero at 100 meters/yards.

(2) Day 1 Firing. Recruits conduct the following:

(a) Hold confirmation at 200 meters/yards contained in Appendix A.

(b) Table 1 training contained in Appendix A.

(3) Day 2 Firing. Recruits conduct Table 1 training contained in Appendix A.

(4) Day 3 Firing. Recruits conduct Table 1 training contained in Appendix A.

(5) Day 4 Firing. Recruits fire Table 1 pre-evaluation contained in Appendix A.

(6) Day 5 Firing. Recruits fire Table 1 evaluation contained in Appendix A. Scores are recorded.

b. Table 2

(1) Day 1. Recruits receive Preparatory Training for Table 2. Practical application and dry practice will be given prior to live fire training. Recruits conduct Table 2 live fire training contained in Appendix C.

(2) Day 2. Recruits fire Table 2 pre-evaluation and evaluation contained in Appendix C. Scores are recorded.

3. MTU Responsibilities. The primary responsibility for training CMTs and CMCs and for conducting entry level marksmanship for enlisted recruits resides with the Battalion Gunners and MTUs located at WFTBN Parris Island and WFTBN Edson Range. MTUs are responsible for conducting CMC and CMT courses as described in references (e) and (f).

a. Instructor Requirements. Only qualified CMTs and CMCs certified by the Battalion Gunner and/or MTU will conduct marksmanship training for recruits. Marksmanship instructors must have successfully completed the CMT Course or IWOC.

b. Minimum Required Personnel. Ideally, one CMC should be assigned two firing points. Additional range personnel requirements are contained in chapter 2.

c. Preparatory Training for Tables 1 and 2. CMTs are responsible for preparatory training for all enlisted recruits prior to beginning Table 1 training. This includes the training of knowledge-based lecture materials and dry practice. The ISMT is included in the recruit's training preparation for initial skill development and remediation as necessary, but will not substitute for the required live fire training as outlined in this Order. The detailed instructor guides contained in reference (c) will be used to conduct all preparatory training.

d. Conduct of Tables 1 - 2. MTU/Range personnel are responsible for the conduct of live fire training for Tables 1 - 2 for enlisted recruits.

4. Regulations Concerning Coaching. During evaluation, coaching is permitted between stages of fire and up until the shooter's preparatory time for each stage of fire ends. Coaching during rifle evaluation firing is prohibited; no communication between the coach and shooter will be allowed. This includes any verbal or physical assistance that may aid the shooter's performance. During evaluation firing, coaches and range personnel serve as supervisors and enforce range regulations. Range personnel and coaches will remain on or behind the ready line while personnel are firing for evaluation, except when intervening to prevent an unsafe condition.

5. Minimum Required Equipment. (As issued by the entry level site supply system; authorized equipment list is published annually via MARADMIN).

a. Table 1

- (1) Service rifle.
- (2) Sling.
- (3) Load-bearing gear.
- (4) Six magazines.
- (5) Magazine retention devices.
- (6) Hearing protection.
- (7) Data book.
- (8) Eye protection.

Note: Water carrying device and cold or foul-weather gear is authorized; elbow and kneepads are not authorized; eye patches are not authorized.

b. Table 2

- (1) Service rifle.
- (2) Sling.
- (3) Load-bearing gear.
- (4) Six magazines.
- (5) Magazine retention devices.
- (6) Hearing protection.
- (7) Eye protection.
- (8) Body armor and helmet. Attaching magazine retention devices directly to the body armor is authorized.

Note: Water carrying device and foul weather gear are authorized.

6. Range Requirements

a. Table 1

(1) A known distance range certified for 5.56mm ball ammunition fired from 100 (zeroing), 200, 300, and 500 meters/yards is required.

(2) Automated systems such as LOMAH may be used.

b. Table 2. Table 2 requires a range certified for 5.56mm ball ammunition fired from 25 meters/yards for stationary targets and 100 meters/yards for moving targets.

7. Target Requirements

a. On all evaluation days for Tables 1 - 4, new target faces are required on all targets being fired upon for evaluation.

b. For Table 1, one "A," one "D," and one "B-MOD" target are required for each target point.

c. For Table 2, two "E" modified silhouette targets are required for each target point; targets will have three scoring areas (head, chest, pelvic girdle) in accordance with reference (c) and as shown in appendix G.

8. Ammunition Requirements. Ammunition requirements for Tables 1 - 4 training and evaluation are contained in appendices A - F of this Order.

9. Qualification Scores. Qualification scores are based on an aggregate of Table 1 and Table 2 scores:

<u>Unqualified</u>	<u>Marksman</u>	<u>Sharpshooter</u>	<u>Expert</u>
0 - 249	250-279	280-304	305-350

a. Recruits must obtain a minimum score of 190 on Table 1 evaluation in order to proceed to Table 2 training and evaluation. After successfully completing Table 1, the recruit will proceed to Table 2 training.

b. Recruits must obtain a minimum score of 60 on Table 2 evaluation in order to receive an aggregate qualification score. Upon successful completion of Table 2 training on the first attempt, the recruit will receive an aggregate qualification score.

10. Failure/Remediation

a. Table 1

(1) When a recruit fails to achieve the required minimum score for Table 1, based on the recommendation of the battalion gunner and if time and circumstances permit, the recruit will be reevaluated on Table 1.

(2) Upon a successful reevaluation of Table 1, the recruit will progress to Table 2 training. Upon successful completion of Table 2, regardless of the Table 2 score, the recruit will receive an aggregate qualification score of 250 (minimum score) and a classification of marksman for record.

(3) Subsequent re-evaluation attempts are at the discretion of the MCRD CG or as delegated per local policy.

b. Table 2

(1) When a recruit fails to achieve the required minimum score for Table 2, based on the recommendation of the battalion gunner and if time and circumstances permit, the recruit will be reevaluated on Table 2.

(2) Upon a successful reevaluation of Table 2, the recruit, regardless of their Table 1 score, will receive an aggregate qualification score of 250 (minimum score) and classification of marksman for record.

(3) Subsequent re-evaluation attempts are at the discretion of the MCRD CG or as delegated per local policy.

11. Reporting Requirements

a. Recruits who successfully complete both Table 1 and Table 2 training and evaluation, will have the aggregate score of Table 1 and Table 2 reported in MCTFS as their qualification score and classification. The date, score, and classification attained will be recorded per reference (g).

b. Commanding officers at WFTBns Parris Island and Edson Range are responsible for submitting end-of-year training reports to WTBn Quantico (C476) by no later than November 1 at the completion of the fiscal year. This reporting requirement is exempt from reports control per reference (n), Part IV, paragraph 7j. This report will provide statistics for the most recently completed fiscal year to include:

- (1) Number of personnel trained.
- (2) Score breakdown for male and female.

- (3) Table 1 scores.
- (4) Table 2 scores.
- (5) Aggregate scores.
- (6) Initial qualification percentage.
- (7) Final qualification percentage.

(8) Breakdown of number of expert, sharpshooter, marksman, and unqualified.

12. Records Disposition. Records and reports relating to marksmanship training and readiness with individual small arms, including copies of awards (badges/bars) made to individuals (exclusive of copies filed in the individual's OMPF), will be retained for 3 years by organizations conducting training. Marksmanship evaluation records (rifle line and pit scorecards) will be retained for 3 years.

Chapter 5

Entry Level Rifle Training for Enlisted Marines at the Schools of Infantry

1. Overview

a. The intent of entry-level marksmanship training at the Schools of Infantry (SOI) is to build upon the fundamental knowledge and skills and introduce intermediate and advanced combat marksmanship skills.

b. Table 3 A-D. Enlisted Marines, while assigned as students at a SOI, must complete Table 3 A-D. This includes completion of preparatory training. The Table 3 A-D courses of fire for entry level sites are contained in Appendix E.

c. Table 4. Enlisted Marines, while undergoing MOS 03XX infantry training at SOI must complete Tables 3 A-D and 4 A-D training. This includes completion of preparatory training. The Table 4 courses of fire are contained in appendix F.

d. SOIs are authorized to partially train Tables 3 and 4 skills when resource restrictions and range availability cause an inability to train to standard (i.e., excluding Tables 3C, 3D, 4C, and 4D).

2. Training Schedule

a. Table 3

(1) Preparatory Training. Prior to beginning Table 3 training, preparatory training for the enlisted student is conducted by a CMT. Reference (c) contains the required preparatory classes for Table 3.

(2) Table 3A Short-range Day Training. Enlisted students conduct Table 3A short-range day training contained in appendix E.

(3) Table 3A Short-range Day Evaluation. Enlisted students fire Table 3A short-range day evaluation contained in appendix E. Scores are recorded.

(4) Table 3B Night Training. Enlisted students fire Table 3B night training contained in appendix E.

(5) Table 3B Night Evaluation. Enlisted students fire Table 3B night evaluation contained in appendix E. Scores are recorded.

b. Table 4

(1) Preparatory Training. Prior to beginning Table 4 training, preparatory training for the enlisted student is conducted by a CMT. Reference (c) contains the required preparatory classes for Table 4.

(2) Table 4A Short-range Day Training. Enlisted students conduct Table 4A short-range day training found in appendix F.

(3) Table 4A Short-range Day Evaluation. Enlisted students fire Table 4A short-range day evaluation contained in appendix F. Scores are recorded.

(4) Table 4B Short-range Night Evaluation. Enlisted students fire Table 4B short-range night evaluation contained in appendix F. Table 4B short-range night evaluation is conducted with the aid of night vision and laser aiming devices. Scores are recorded.

(5) Table 4C Unknown Distance Day Practice/Evaluation. Marines fire Table 4C unknown distance day twice for practice, and once for evaluation contained in appendix F. Scores are recorded.

(6) Table 4D Unknown Distance Night Practice/Evaluation. Marines fire Table 4D unknown distance night twice for practice and once for evaluation contained, in appendix F. Scores are recorded.

c. Iron Sight Training. Enlisted students shall receive preparatory training and zero the iron sight.

d. Preparatory Training for Tables 3 and 4. The battalion gunners at SOI East and SOI West are responsible for providing trained CMTs and CMCs to support Table 3 and Table 4. CMTs are responsible for preparatory training for all enlisted students at SOI prior to beginning Table 3 and 4 training. This includes the training of knowledge-based lecture materials and practical application. The ISMT is included in the training for initial skill development and remediation as necessary, but will not substitute for the required live fire training as outlined in this Order. The Detailed Instructor Guides contained in reference (c) will be used to conduct all preparatory training.

e. Conduct of Tables 3 - 4. SOI personnel are responsible for the conduct of live fire training for Tables 3 - 4 for enlisted students.

3. MTU Responsibilities. Battalion gunners at SOI East and West are authorized to establish MTUs to formally train their own CMTs and CMCs; otherwise, an agreement may be established with another geographically located MTU to provide this training as referenced in this Order. Instructional responsible for conducting CMC and CMT courses as described in references (e) and (f).

a. Instructor Requirements. Only qualified CMTs and CMCs certified by the Battalion Gunner and/or MTU will conduct marksmanship training for recruits. Marksmanship instructors must have successfully completed the Combat Marksmanship Trainer Course or IWOC.

b. Minimum Required Personnel. One CMC will not be assigned more than four firing points. Additional range personnel requirements are contained in chapter 2.

4. Regulations Concerning Coaching. During evaluation, coaching is permitted between stages of fire and up until the shooter's preparatory time for each stage of fire ends. Coaching during rifle evaluation firing is prohibited; no communication between the coach and shooter will be allowed. This includes any verbal or physical assistance that may aid the shooter's performance. During evaluation firing, coaches and range personnel serve as supervisors and enforce range regulations. Range personnel and coaches will remain on or behind the ready line while personnel are firing for evaluation, except when intervening to prevent an unsafe condition.

5. Minimum Required Equipment

a. As issued by the entry level site supply system; authorized equipment list is published annually via MARADMIN.

b. Tables 3 and 4

(1) Service rifle with modular attachments:

(a) Laser aiming device.

(b) Night vision device.

(2) Sling.

(3) Load-bearing gear.

(4) Six magazines.

(5) Magazine retention devices.

(6) Hearing protection.

(7) Eye protection.

(8) Body armor and helmet. Attaching magazine retention devices directly to the body armor is authorized.

Note: Water carrying device and foul weather gear are authorized.

6. Range Requirements. An unknown distance range certified for 5.56mm ball ammunition fired from 25 to 500 meters/yards is required. The range must be set up so as not to force a violation of any safety rules. For movement and pivot stages of fire, firing points must be placed with sufficient dispersion so that the Marine firing does not cover himself or the Marine to their right or left with the muzzle of the weapon during the movement.

7. Target Requirements. For Tables 3A, 3B, 4A, and 4B, one "E" silhouette target modified with two scoring areas (head and chest) is required. For Tables 3C, 3D, 4C, and 4D, one "E" silhouette target is required for each target point. Targets are in accordance with reference (c) and as shown in appendix G.

8. Tables 3 and 4 Pass/Fail Criteria. Enlisted students must achieve an accumulative hit accuracy of 80 percent of all possible points for the immediate engagement stages of fire and 50 percent hit accuracy of all possible points for the unknown distance and night stages of fire for Table 3 and Table 4 evaluation. When an enlisted student fails to achieve the required minimum score for Table 3 or 4, if time and circumstances permit, the Marine will be reevaluated on those tables.

9. Failure/Remediation

a. When a Marine fails to achieve the required minimum score for Tables 3A-D and 4A-D, based on the recommendation of the battalion gunner and if time and circumstances permit, the Marine will be re-evaluated on the failed Table(s).

b. (3) Subsequent re-evaluation attempts are at the discretion of the SOI Commanding Officer or as delegated per local policy.

10. Reporting Requirements

a. When Marines successfully complete training and evaluation of required tables, their completion date and if a modified standard was used, will be reported in MCTFS/Marine Corps Training Information Management System.

b. Commanding officers at both SOI East and SOI West are responsible for submitting end-of-year training reports to WTBn Quantico (C476) no later than November 1 at the completion of the fiscal year. This reporting requirement is exempt from reports control per reference (n), Part IV, paragraph 7j. This report will provide statistics for the most recently completed fiscal year to include:

(1) Number of personnel trained.

(2) Average Table 3 scoring percentages by Table (i.e. Table 3A, 3B, 3C, etc...) broken-down by male and female.

(3) Average Table 4 scoring percentages by Table (i.e. Table 4A, 4B, 4C, etc...) broken-down by male and female.

11. Records Disposition. Records and reports relating to marksmanship training and readiness with individual small arms will be retained for 3 years by organizations conducting training.

Chapter 6

Annual Rifle Training (ART)

1. Annual Rifle Training ART

a. Intent. The intent of ART is to sustain, improve, and evaluate marksmanship skills to include demonstration of proficiency in fundamental marksmanship skills and combat shooting skills.

b. Table 1A / Table 2

(1) All Marines are required to complete preparatory training for Table 1A and Table 2 and the courses of fire for Table 1A and Table 2. Courses of fire are contained in appendices B and D, respectively.

(2) When commanders have the task of training their unit for a chemical, biological, radiological, and nuclear (CBRN) environment they are encouraged to execute an additional iteration of Table 2 while their Marines are wearing the field protective mask. This allows their Marines to gain experience and confidence in their combat marksmanship capabilities while wearing the field protective mask. Ammunition is not currently allocated for CBRN training aboard the installations. Ammunition must come from the unit's annual training ammunition allocation or a request for CBRN training ammunition can be made to Training and Education Command (TECOM) G4.

c. Table 3. All Marines issued a service rifle are required to complete Table 3 training annually. All Marine unit commanders are responsible for conducting Table 3 training. This includes completion of preparatory training and all sub-tables (3A-D). CMTs and CMCs will assist the commander in conducting Table 3 training for their unit. CMTs will teach Table 3 lessons contained in reference (c). Table 3 courses of fire are contained in appendix E.

d. Table 4. All 03XX Marines assigned to infantry units are required to complete Table 4 training annually. Infantry unit commanders are responsible for conducting Table 4 training. This includes completion of preparatory training and all sub-tables (4A-D). CMTs and CMCs will assist the commander in conducting Table 4 training for their unit. CMTs will teach Table 4 lessons contained in reference (c). Table 4 courses of fire are contained in appendix F.

(1) Infantry unit commanders are encouraged but not required to provide Table 4 training for their non-03XX personnel within the unit. Ammunition is not allocated for Table 4 training for non-03XX personnel. Ammunition must come from the unit's annual training ammunition allocation or a request for Table 4 training ammunition can be made to TECOM G4.

(2) All non-infantry unit commanders are encouraged to conduct Table 4 training as part of their annual and pre-deployment training. Ammunition is not allocated for Table 4 training for non-03XX Marines. Ammunition must come from the unit's annual training ammunition allocation or a request for Table 4 training ammunition can be made to TECOM G4.

2. Training Schedule. The training schedule can be compressed (e.g., firing more than 1 day of training on a single day) due to available resources as long as all training is accomplished to standard. Marines must complete all training to standard, unless an inclement weather plan is being used. Early evaluation attempts are not authorized.

a. Table 1A

(1) Preparatory Training. Marines must receive preparatory training from their parent command CMTs prior to beginning Table 1A live fire training. Marines must report to the range with a signed confirmation from their unit's training officer that they completed preparatory training and passed the Weapons Handling Test. Additionally, prior to beginning Table 1A live fire training; the parent command must provide a copy of limited technical inspection/prefire inspection (PFI) for the range staff.

(2) Day 1. Range personnel are responsible to verify all Marines have completed preparatory training. Day 1 training consists of a pre-combat check/pre-combat inspection to include a user serviceability inspection. Marines will then fire Table 1A training contained in appendix B.

(3) Day 2 Firing. Marines conduct Table 1A training contained in appendix B.

(4) Day 3 Evaluation. Marines fire Table 1A evaluation contained in appendix B.

b. Table 2

(1) Day 1. Marines receive preparatory training for Table 2 from their parent command's CMTs. Practical application and dry practice will be given prior to live fire training. Marines conduct Table 2 live fire training contained in appendix C.

(2) Day 2. Marines fire Table 2 pre-evaluation and evaluation contained in appendix C. Scores are recorded.

c. Table 3

(1) Preparatory Training. Prior to beginning Table 3 training, preparatory training for the Marine is conducted by a CMT. Reference (c) contains the required preparatory classes for Table 3.

(2) Table 3A Short-range Day Training. Marines conduct Table 3A short-range day training found in Appendix E.

(3) Table 3A Short-range Day Evaluation. Marines fire short-range Table 3A day evaluation contained in appendix E. Scores are recorded.

(4) Table 3B Night Training. Marines fire Table 3B night training contained in appendix E.

(5) Table 3B Night Evaluation. Marines fire Table 3B night evaluation contained in appendix E. Scores are recorded.

(6) Table 3C Unknown Distance Day Training. Marines fire Table 3C unknown distance day training contained in appendix E.

(7) Table 3C Unknown Distance Day Evaluation. Marines fire Table 3C unknown distance day evaluation contained in appendix E. Scores are recorded.

(8) Table 3D Known Distance Night Training. Marines fire Table 3D known distance night training contained in appendix E.

(9) Table 3D Known Distance Night Evaluation. Marines fire Table 3D known distance night evaluation contained in appendix E. Scores are recorded.

d. Table 4

(1) Preparatory Training. Prior to beginning Table 4 training, preparatory training for the Marine is conducted by a CMT. Reference (c) contains the required preparatory classes for Table 4.

(2) Table 4A Short-range Day Training. Marines conduct Table 4A short-range day training found in appendix F. Scores are recorded.

(3) Table 4A Short-range Day Practice/Evaluation. Marines fire Table 4A short-range day practice and evaluation contained in appendix F. Scores are recorded.

(4) Table 4B Short-range Night Practice/Evaluation. Marines fire Table 4B short-range night twice. Once for practice and once for evaluation, found in appendix F. Table 4B short-range night evaluation is conducted with the aid of night vision and laser aiming devices. Scores are recorded.

(5) Table 4C Unknown Distance Day Practice/Evaluation. Marines fire Table 4C unknown distance day twice for practice, and once for evaluation contained in appendix F. Scores are recorded.

(6) Table 4D Unknown Distance Night Practice/Evaluation. Marines fire Table 4D unknown distance night twice for practice and once for evaluation contained, in appendix F. Scores are recorded.

3. Unit Responsibility. Unit commanders are responsible for preparing their Marines for ART. The training of knowledge-based lecture materials, practical application, and dry practice is the responsibility of the unit. Whenever possible the ISMT should be included in the Marine's preparation, but will not substitute for the required live fire training as outlined in this Order. Range personnel may conduct or assist in any or all of this training if there is an agreement in place between the unit and range personnel.

a. Instructor Requirements. Only qualified CMTs and CMCs supplied by the unit will conduct marksmanship training. CMTs and CMCs must have successfully completed the formal training courses provided by the MTUs contained in references (e) and (f), respectively, or IWOC. These MTUs are located:

- (1) WTBn Stone Bay, Marine Corps Base (MCB) Camp Lejeune, NC.
- (2) Wilcox Range, MCB Camp Pendleton, CA.
- (3) Marine Corps Air Station (MCAS) Miramar, CA.
- (4) Marine Corps Air Ground Combat Center (MCAGCC) 29 Palms, CA.

- (5) MCAS Yuma, AZ.
- (6) Range Training Facility, (RTF) Pu'uloa, MCB Hawaii.
- (7) Range Detachment, MCB Camp Smedley D. Butler, Okinawa.
- (8) MFR, Quantico, VA.
- (9) WTBn, Quantico, VA.
- (10) Marine Corps Security Force Battalion (MCSFB), Dam Neck, VA.
- (11) MCAS Cherry Point, NC.
- (12) WFTBn Parris Island, SC.
- (13) WFTBn Edson Range, MCRD San Diego, CA.
- (14) SOI, Camp Pendleton, CA

b. Minimum Required Personnel. One CMC should be assigned no more than four firing points. Additional range personnel requirements are contained in chapter 2.

c. Preparatory Training for Table 1A, 2, 3, and 4. Commanders shall maximize the use of the ISMT prior to live fire training. CMTs conduct preparatory training for all Marines. This includes the training of knowledge-based lecture materials, and practical application. The ISMT is included in the Marine's training preparation for skill refinement and remediation as necessary but is not a substitute for the required live fire training as outlined in this Order. The detailed instructor guides contained in reference (c) will be used to conduct all preparatory training. Lesson material may be downloaded at <http://www.trngcmd.usmc.mil/wtbn>.

d. Conduct of Tables 1A and 2. Range staff are responsible for the conduct of live fire training for Tables 1A and 2, unless there is an agreement in place between the unit and range personnel.

e. Conduct of Tables 3 and 4. Individual units are responsible for the conduct of live fire training for Tables 3 and 4, unless there is an agreement in place between the unit and range personnel.

4. Regulations Concerning Coaching. During evaluation, coaching is permitted between stages of fire and up until the Marine's preparatory time for each stage of fire ends. Coaching during rifle evaluation firing is prohibited; any verbal or physical assistance that may aid the Marine's performance is not allowed. During evaluation firing, coaches and range personnel serve as supervisors and enforce range and safety regulations.

5. Minimum Required Equipment. An updated authorized equipment list is published annually via MARADMIN.

a. Table 1A

(1) Service rifle. Unit issued modular attachments such as the grip pod and aiming devices will be mounted. Bipod legs will not be employed for support during Table 1A. The M203 may be attached to the weapon for all tables. Once a Marine begins firing on Day 1 of Table 1A, the Marine must use the same weapon system (M16A4 or M4) throughout the remainder of Tables 1A and 2.

(2) Sling.

(3) Load-bearing gear.

(4) Minimum of three magazines.

(5) Magazine retention devices.

(6) Hearing protection.

(7) Eye protection.

(8) Data book.

Note: Water carrying device and cold or foul-weather gear is authorized; elbow and kneepads are not authorized; eye patches are not authorized.

b. Table 2

(1) Service rifle.

(2) Sling.

(3) Load-bearing gear.

(4) Six magazines.

(5) Magazine retention devices.

(6) Hearing protection.

(7) Eye protection.

(8) Body armor and helmet. Attaching magazine retention devices directly to the body armor is authorized.

Note: Water carrying device, foul weather gear, and elbow and kneepads are authorized.

c. Tables 3 and 4

(1) Service rifle with modular attachments:

(a) Laser aiming device.

(b) Night vision device.

(2) Sling.

(3) Load-bearing gear.

(4) Six magazines.

(5) Magazine retention devices.

(6) Hearing protection.

(7) Eye protection.

(8) Body armor and helmet. Attaching magazine retention devices directly to the body armor is authorized.

Note: Water carrying device, foul weather gear, and elbow and kneepads are authorized.

6. Range Requirements

a. Table 1A

(1) A known distance range certified for 5.56mm ball ammunition fired from 100 (zeroing), 200, 300, and 500 meters/yards is required.

(2) Automated systems such as LOMAH may be used.

b. Table 2. Table 2 requires a range certified for 5.56mm ball ammunition fired from 25 meters/yards for stationary targets and 100 meters/yards for moving targets.

c. Tables 3 and 4. An unknown distance range certified for 5.56mm ball ammunition fired from 25 to 500 meters/yards is required. The range must be set up so as not to force a violation of a safety rules. For movement and pivot stages of fire, firing points must be placed with sufficient dispersion so that the Marine firing does not cover their self or the Marine to their right or left with the muzzle of the weapon during the movement.

7. Target Requirements

a. For Table 1A, one "A," one "D," and one "B-MOD" target are required for each target point. New target faces are required on all targets points for evaluation day.

b. For Table 2, two "E" modified silhouette targets are required for each target point; targets will have three scoring areas (head, chest, pelvic girdle) in accordance with reference (c) and as shown in appendix G.

c. For Tables 3A, 3B, one "E" silhouette target modified with two scoring areas (head and chest) is required. For Tables 3C, 3D, 4C, and 4D, one "E" silhouette target is required for each target point. For Tables 4A and 4B, two "E" silhouette targets modified with two scoring areas (head and chest) per shooter are required. Targets are in accordance with reference (c) and as shown in appendix G.

d. For the unknown distance stage of fire in Tables 3C, 4C, and 4D, multiple targets set at varying ranges (25-500 meters/yards) are required for each target point. Targets must be able to provide feedback on whether the shooter has hit the target. Automated ranges with pop-up targets are preferred to conduct these tables. Steel targets are authorized for unknown distance shooting no closer than 100 meters/yards.

8. Ammunition Requirements. Ammunition requirements for Tables 1 - 4 training and evaluation are contained in appendices A - F of this Order.

9. Qualification Scores. Qualification scores are based on an aggregate of Table 1A and Table 2 scores:

<u>Unqualified</u>	<u>Marksman</u>	<u>Sharpshooter</u>	<u>Expert</u>
0 - 249	250-279	280-304	305-350

a. Marines must obtain a minimum score of 190 on Table 1A evaluation in order to proceed to Table 2 training and evaluation. After successfully completing Table 1A, the Marine will proceed to Table 2 training.

b. Marines must obtain a minimum score of 60 on Table 2 evaluation in order to receive an aggregate qualification score. Marines who do not obtain a minimum score of 60 on Table 2 will not meet the annual rifle qualifications. Upon successfully completing Table 2 training on the first attempt, the Marine will receive an aggregate qualification score.

10. Failure/Remediation

a. Table 1A

(1) When a Marine fails to achieve the required minimum score for Table 1A, if time and circumstances permit, they will be reevaluated on Table 1A.

(2) Upon a successful reevaluation of Table 1A, the Marine will progress to Table 2 training. Upon successful completion of Table 2, the Marine, regardless of their Table 2 score, will receive an aggregate qualification score of 250 (minimum score) and a classification of marksman for record.

(3) If the Marine fails the reevaluation, they will report to their unit without conducting Table 2 training. The Marine's unit will provide remedial instruction and practical application prior to the Marine being sent back to the range to re-fire the Table 1A course of fire.

b. Table 2

(1) When a Marine fails to achieve the required minimum score for Table 2, if time and circumstances permit, they will be reevaluated on Table 2.

(2) Upon a successful reevaluation of Table 2, the Marine, regardless of their Table 1A score, will receive an aggregate qualification score of 250 (minimum score) and classification of marksman for record.

(3) If the Marine fails the reevaluation, they will return to their unit. The Marine's parent unit will provide remedial instruction and practical application prior to the Marine being sent back to the range to reattempt Table 2. The Marine will not receive a rifle qualification until Table 2 has been successfully completed for the fiscal year.

c. Remedial Range Details

(1) Commanders will ensure that deserving Marines who fail to qualify are given the opportunity for remedial evaluation attempts. The unit commander will determine the number of additional attempts extended to the Marine.

(2) The Marine is permitted to return to the range for additional attempts to qualify.

(3) If the Marine is returning due to a Table 2 failure, it is not required that additional attempts include the reevaluation of Table 1A.

(4) Regardless of the remedial passing scores for Tables 1A and 2, the Marine will receive an evaluation score of 250 and a classification of marksman.

(5) A Marine who receives an evaluation score will not receive additional attempts to improve this score during the same fiscal year.

(6) A failed attempt at remedial evaluation will be reported per reference (g).

(7) If the Marine is a sergeant or above, and after remedial evaluation attempts the Marine is still unqualified, the appropriate entry will be made on that Marine's fitness report per reference (j).

11. Reporting Requirements

a. Marines who successfully complete both Table 1A and Table 2 training and evaluation, will have the aggregate score of Table 1A and Table 2 reported in MCTFS as their qualification score and classification. The date, score, and classification attained will be recorded per reference (g); and if a sergeant or above, reported per reference (j).

b. The following organizations are responsible for submitting end-of-year training reports to WTBn Quantico (C476) by no later than November 1 at the completion of the fiscal year:

- (1) WTBn Stone Bay, MCB Camp Lejeune, NC.
- (2) Wilcox Range, MCB Camp Pendleton, CA.
- (3) MCAS Miramar, CA.
- (4) MCAGCC 29 Palms, CA.
- (5) MCAS Yuma, AZ.
- (6) RTF, Pu'uloa, MCB Hawaii.
- (7) Range Detachment, MCB Camp Smedley D. Butler, Okinawa.

- (8) WTBn, Quantico, VA.
- (9) MCSFBn, Dam Neck, VA.
- (10) MCAS Cherry Point, NC.

c. This reporting requirement is exempt from reports control per reference (n), Part IV, paragraph 7j. This report will provide statistics for the most recently completed fiscal year to include:

- (1) Number of personnel trained.
- (2) Score breakdown for male and female.
- (3) Table 1A scores.
- (4) Table 2 scores.
- (5) Aggregate scores.
- (6) Initial qualification percentage.
- (7) Final qualification percentage.
- (8) Breakdown of number of expert, sharpshooter, marksman, and unqualified.

12. Records Disposition. Records and reports relating to marksmanship training will be retained for 3 years by the Marine's parent unit. Marksmanship evaluation records (rifle line and pit scorecards) will be retained for 3 years by the MTU/organization conducting the evaluation.

13. Exemptions

a. Circumstances that Warrant Exemption. There are circumstances that warrant a Marine to be exempt from completing annual marksmanship training. Commanders have the authority to grant exemptions only for the circumstances listed in this Order. Per the commander's discretion, any Marine exempt per this Order can and should be afforded the opportunity to complete annual marksmanship training. Commanders may grant exemptions for the following circumstances:

- (1) Marines assigned to units with no rifles on their table of equipment (T/E).
- (2) Marines awarded the Distinguished Marksman Rifle Badge. Distinguished Rifle Marksmen are not exempt from Tables 2, 3 and 4. A Table 2 score will not be reported for Distinguished Riflemen.
- (3) Marines who are serving in the last 6 months of their enlistment, unless they have indicated their intention to reenlist or extend, are exempt from annual qualification.
- (4) Officers holding the grade of O-4 or higher, unless the officer is issued a rifle/carbine as their T/O weapon. If the rifle/carbine is their T/O weapon, these Marines will conduct live fire training on Table 3 and Table 4, as applicable, with their units.

(5) Officers with 13 years of service or more, unless the officer is issued a rifle/carbine as their T/O weapon. If the rifle/carbine is their T/O weapon, these Marines will conduct live fire training on Table 3 and Table 4, as applicable, with their units.

(6) Enlisted Marines holding the grade of E-7 or higher, unless their T/O weapon is a rifle/carbine. If the rifle/carbine is their T/O weapon, these Marines will conduct live fire training on Table 3 and Table 4, as applicable, with their units.

(7) Marines who qualify expert for 2 consecutive years are eligible for a 1-year exemption from firing. This exemption must be granted by commanding officers at the company level or higher; based on demonstrated proficiency, training, deployment schedules, and other factors deemed applicable. Marines granted this exemption will be required to fire during the next fiscal year and every other year thereafter while the Marine maintains an expert classification and is granted an exemption by their commander. Marines who qualify less than expert will be required to fire expert 2 consecutive years in order to be eligible for the exemption again.

b. Exemption Procedures. Once authorized, exemptions require an administrative function from the unit. The unit must provide a roster to the unit's administrative section listing the exempted Marines and request the code 'EEE' be entered as their annual rifle qualification score.

14. Waivers

a. Waivers from the requirements of this Order may be solicited only for short-term situations that temporarily prevent an individual, group, or entire unit from completing annual training. The intent is for units to request a waiver when it is determined that time or the lack of sufficient resources will prevent an individual, group, or entire unit from accomplishing the required annual marksmanship training. The purpose of granting waivers is to protect individual Marines who were legitimately unable to complete required annual training from being adversely affected.

b. Waivers must state the circumstances preventing an individual, group, or unit from completing annual marksmanship training and what steps are being taken by the unit to resume annual marksmanship training. A unit requesting a "blanket waiver" for the whole unit is not permitted. Waiver requests must be submitted with a by name roster of all individuals needing a waiver. Waivers will only be good for the fiscal year requested.

c. The authority to waive training rests with the following Commanders:

- (1) Marine Forces Command (COMMARFORCOM).
- (2) Marine Forces Pacific (COMMARFORPAC).
- (3) Marine Force Reserves (COMMARFORRES).
- (4) Marine Corps Combat Development Command (MCCDC).
- (5) Marine Corps Special Operations Command (COMMARFORSOC).

(6) For separate organizations not commanded by a general officer, authorization to waive training must be obtained from the CG, Marine Corps National Capitol Region Command (MCNCRC).

(7) Commanders of organizations that fall under TECOM will submit any waiver requests to CG, MCCDC (C476S) via the chain of command.

d. For activities that are not tenants of Marine Corps posts or stations, and the local range facilities are not suitable for firing standard Marine Corps courses of fire, waivers may be submitted to the CG, MCCDC (C476S) prior to the conduct of training. This request shall state what capabilities the available facilities possess and what attempts have been made to acquire access to a suitable range as defined in this Order. CG, MCCDC (C476S) has the authority to authorize a modified course of fire to fit range capabilities.

e. CGs authorized by this Order to grant waivers must send a copy of the waiver to the CG, MCCDC (C476S) within 30 days of granting the waiver.

15. Requests for Modification. If range facilities are not suitable for firing ART Table 1A and 2 courses of fire, a request for modification to the course of fire may be submitted to the CG, MCCDC (C476) (Attn: MPMS) prior to the conduct of training. This request shall state what capability the available facilities possess and what attempts have been made to acquire access to suitable ranges and facilities. This data will be used to support discussion in the enduring range facilities working group of the annual Combat Marksmanship Symposium in order to drive improvements to range facilities.

Chapter 7

Marine Forces Reserve Marksmanship Training

1. Annual Rifle Training (ART) For Reserves

a. Background. Marksmanship proficiency is the foundation for military effectiveness in ground combat operations. All Marines are required to be trained in the effective use of their service rifle. Historical reliance on the Reserve Forces makes it absolutely essential that reserve Marines have the training and skill sets necessary to prepare them to augment combatant commanders worldwide.

b. Intent. The intent of ART is to sustain, improve, and evaluate marksmanship skills to include demonstration of proficiency in fundamental marksmanship skills and combat shooting skills.

c. FRM Program; Table 1A. Selected Marine Corps Reserve (SMCR) Marines will qualify annually on Table 1A in accordance with the provisions of this chapter.

(1) Preparatory Training for Table 1A

(a) 0300-M16-2001. Perform weapons handling procedures with a service rifle/infantry automatic rifle.

(b) 0300-M16-2002. Maintain a service rifle.

(c) 0300-M16-2003. Perform corrective action with a service rifle.

(d) MCRD-M16-1004. Demonstrate weapons carries with a service rifle.

(e) 0300-M16-1005. Zero a Rifle Combat Optic (RCO) to a service rifle.

(2) Table 1A, MCRD-M16-1007. Execute fundamental rifle marksmanship (Table 1).

d. BCRM, Table 2

(1) SMCR Marines will conduct preparatory training and qualify annually on Table 2 in accordance with the provisions of this chapter.

(2) MCRD-M16-1014. Execute basic combat rifle marksmanship (Table 2).

2. Training Schedule. Tables 1A and 2 are intended to be completed during the same drill period or within the same fiscal year. An alternating, biennial schedule for Tables 1A and 2 for individual Marines is authorized to provide flexibility to SMCR units in meeting training requirements and resourcing/scheduling. Tables 1A and 2 are meant to provide the minimum training requirements for SMCR units and do not preclude unit commanders from accomplishing additional training as local resources allow. SMCR Marines are not authorized to exceed 2 fiscal years without firing both Table 1A and Table 2.

a. Table 1A. For reserve units, the minimum required training is one time through the Table 1A practice course and once through the evaluation course. The Table 1A courses of fire are contained in appendix B.

(1) Preparatory Training. SMCR Marines must receive preparatory training from their parent command prior to beginning Table 1A training.

(2) SMCR Marines report to the range with a written confirmation from their unit's training officer that they completed preparatory training, passed the Weapons Handling Test, and an LTI/PFI was conducted on their weapons. The range may conduct weapons handling tests to ensure all SMCR Marines received required unit level training.

(3) Unit commanders are authorized to modify Table 1A live fire training (T1A Day 1) and pre-evaluation (T1A Day 2) in order to meet time constraints and their training requirements.

b. Table 2. Table 2 courses of fire are contained in appendix D.

(1) SMCR Marines receive preparatory training for Table 2. Practical application and dry practice will be given prior to live fire training.

(2) SMCR Marines fire Table 2 pre-evaluation and evaluation. Scores are recorded.

c. Table 3 and Table 4. Members of the Marine Corps Reserve while in an inactive or drilling status are not required to complete the Table 3 or Table 4 courses of fire. To the extent that time and resources allow, Commanders are authorized to conduct this training in accordance with this Order. SMCR Marines preparing for deployment are required to complete Tables 1A - 4 training in accordance with pre-deployment directives.

3. Applicability. This chapter is applicable to reserve Marines as well as active duty Marines assigned to reserve units or commands.

a. Members of the SMCR, individual mobilization augmentees, and peacetime wartime support teams are required to qualify under the provisions of this chapter while they are in an inactive or drilling status. If a Marine is in an activated status or on active duty for longer than 179 days, the Marine will qualify under the provisions of chapter 5.

b. While assigned to inspector and instructor staff (Active Duty and Active Reserve), Marines will meet the same annual requirements as SMCR Marines as outlined in this chapter.

(1) Marines who are within 100 miles of a Marine Corps range complex, which regularly conducts re-qualification details and provides billets for re-qualification, are required to qualify in accordance with chapter 5.

(2) Marines without access to a suitable range may request a waiver of policy from MFR and qualify in accordance with this chapter. These Marines will qualify at the same time and manner as the reserve Marines assigned to the unit. Commanders' waiver requests will include (see chapter 5): Distance to nearest United States Marine Corps range complex, distance to nearest Department of Defense range complex, efforts made to find suitable training area, and justification for request.

(3) SMCR units with access to a suitable range may conduct evaluations outside a normal drill weekend. However, all training must be accomplished to standard according to the provisions within Chapter 5. Tables 1A & 2 must be accomplished for the evaluation score to be valid. SMCR Marines may take part in this training but will qualify under the provisions of chapter 5.

c. Active component members (to include Active Reserve Marines) who are assigned to full-time commands (MFR, Marine Corps Individual Reserve Support Activity, Force Headquarters Group, Headquarters (HQ) 4th Marine Division, HQ 4th Marine Aircraft Wing, HQ 4th Marine Logistics Group, etc.) will qualify in accordance with chapter 5.

d. Members of the Individual Ready Reserve, Standby Reserves, and Retired Reserves are not required to qualify while in an inactive status.

4. Unit Responsibilities. Unit responsibilities are the same as annotated within chapter 5.

a. Range Personnel Requirements. Range personnel requirements are the same as annotated within chapter 2.

b. Instructor Requirements. Instructor requirements are the same as annotated within chapter 5.

(1) The Reserve CMT Course sponsored by the United States Marine Corps Reserve (USMCR) Shooting Teams/MFR MTU is the primary source of marksmanship instructors for the reserves. The course is held at least annually and information concerning the course can be found by contacting the MFR G-3.

(2) The MFR MTU/USMCR Shooting Teams provide mobile training teams (MTT) to assist units that do not have the necessary instructors. MTT's can be requested through MFR G-3.

5. Regulations Concerning Coaching. Regulations concerning coaching are the same as annotated within Chapter 5.

6. Minimum Required Equipment. (Provided by unit; authorized equipment list is published annually via MARADMIN). Minimum equipment for Table 1A and Table 2 is the same as annotated within chapter 5. Note: Units that have access to issued body armor, helmets, and load bearing vests are required to use them for Table 2. Not having access to any or all the equipment listed in Chapter 5 is not a suitable reason to cancel training.

7. Range Requirements

a. Table 1A. A known distance range with the capability to fire from 200, 300, and 500 meters/yards is required. Automated systems such as LOMAH may be used.

b. Table 2. Table 2 requires a range certified for 5.56mm ball ammunition fired from 25 meters/yards for stationary targets and 100 meters/yards for moving targets.

8. Target Requirements. Target requirements are the same as annotated within chapter 5.
9. Ammunition Requirements. Ammunition requirements are the same as annotated within chapter 5.
10. Firing Positions. Firing positions are the same as annotate within chapter 5.
11. Alibi Procedures. Alibi procedures are the same as annotated within chapter 2.
12. Scoring Procedures. Scoring procedures are the same as annotated within chapter 5.
13. Qualification Scores. Qualification scores are based on an aggregate of Table 1A and Table 2 scores:

<u>Unqualified</u>	<u>Marksman</u>	<u>Sharpshooter</u>	<u>Expert</u>
0 - 249	250-279	280-304	305-350

- a. Marines must obtain a minimum score of 190 on Table 1A evaluation in order to proceed to Table 2 training and evaluation. After successfully completing Table 1A, the Marine will proceed to Table 2 training.
 - b. Marines must obtain a minimum score of 60 on Table 2 evaluation in order to receive an aggregate qualification score. Marines who do not obtain a minimum score of 60 on Table 2 will not meet the annual rifle qualifications. Upon successfully completing Table 2 training on the first attempt, the Marine will receive an aggregate qualification score.
14. Records Disposition. Records and reports relating to marksmanship training and readiness with individual small arms, including copies of awards (badges/bars) made to individuals (exclusive of copies filed in the individual's OMPF, will be retained for 3 years by organizations conducting training. Marksmanship evaluation records (rifle line and pit scorecards) will be retained for 3 years.
 15. Reporting Requirements. Marines who successfully complete Table 1A training and evaluation, will have the Table 1A score reported in MCTFS as their Table 1A evaluation score. Marines who fail to qualify will be reported as unqualified until such time as they do successfully qualify. Table 2 will also be reported within MCTFS with the evaluation score. If only one table is completed in accordance with the requirements of this chapter, MCTFS will automatically pull the most recent score for the table not completed in order to calculate the aggregate. Once Marines have completed both Table 1A and Table 2, their aggregate qualification score will be reported in MCTFS. The date, score, and classification attained will be recorded per reference (g); and if a sergeant or above, reported per reference (j). Units will submit annual evaluation reports to MFR G3 and TECOM no later than November 1 of the following fiscal year. Reports will include: Type of training (Table 1A or 2), number of Marines trained, classifications attained, distance travelled to ranges, additional training accomplished, and any shortfalls/lessons learned.
 16. Awards. Regulations concerning awards are the same as annotated within chapter 2.

17. Waivers. Regulations concerning waivers are the same as annotated within chapter 6.

18. Exemptions. Regulations concerning exemptions are the same as annotated within chapter 6.

Chapter 8

General Administration and Execution of
Annual Training/Evaluation Requirements with the Service Pistol

1. Requirements

a. General. Prior to being armed, all Marines who are required by T/O or duty assignment to carry or use the service pistol must complete CPP qualification training/firing, lessons CPP.1 through CPP.14, per reference (d). These lessons support Table 1 training and evaluation of the CPP. Table 1 training includes five live fire training blocks (see appendix A for courses of fire). Exemptions are outlined in paragraph 4 of this chapter.

b. Entry Level. While students at TBS, officers must complete CPP Table 1 qualification training/firing, lessons CPP.1 - CPP.14, per reference (d). Live fire training consists of Training Blocks One - Four; Training Block Five is fired for evaluation.

c. Annual Level. Marines that are issued a service pistol, for both in garrison, and deployed duties, are required to conduct CPP Table 1 annual qualification/firing.

(1) Unit commanders are responsible for preparing their Marines for annual qualification. The training of knowledge-based lecture materials and practical application in support of CPP is a unit responsibility. The unit must train Marines going to the range for annual pistol training and evaluation in lesson plans CPP.1 - CPP.14 in support of Table 1. In addition to knowledge-based lectures, this training will include a mix of dry practice, live fire training, and live fire evaluation. Live fire training consists of Training Blocks One - Four; Training Block Five is fired for evaluation.

NOTE: The execution of dry practice conducted by properly trained CMT and CMC Marines is a critical element in the development of a Marine's fundamental marksmanship skill, speed, and accuracy in the CPP.

(2) Unit commanders may coordinate with local range staff to support a portion or all of CPP training and evaluation via an agreement established by both commands. CPP training at the range may include a mix of lecture, dry practice, and live fire.

d. Marine Corps Security Forces. Marines assigned to Marine Corps Security Forces, to include Marine Barracks and military police organizations, are required to complete lessons CPP.1 - CPP.14 per reference (d) for annual pistol qualification.

e. SMCR. SMCR personnel have the option to complete the CPP every other year; however, if time and resources are available, every effort should be made to complete the CPP annually.

2. Training and Readiness (T&R) Events. The following T&R events are trained and evaluated in Table 1, annual evaluation of the CPP. For a detailed description of these T&R events, see reference (h).

a. 0300-M9-2001. Perform weapons handling procedures with the service pistol.

- b. 0300-M9-2002. Perform operator maintenance for the service pistol.
- c. 0300-M9-2003. Engage targets with the service pistol.
- d. 0300-M9-2004. Qualify with the service pistol.

3. Required Equipment for CPP Table 1

- a. Service pistol.
- b. Belt.
- c. USMC Holster System.
- d. Magazines (2).
- e. Magazine pouch.
- f. Hearing protection.
- g. Eye protection.

4. Exemptions to Annual Training. Prior to being armed, all Marines who are required by T/O or duty assignment to carry or use the service pistol must complete qualification training/firing (per MCO 5500.6G). Per the commander's discretion, any Marine exempt per this Order is still encouraged, and should be afforded the opportunity, to complete the annual marksmanship training with their unit.

- a. Exemptions. The following exemptions apply:

- (1) Marines assigned to units with no pistols on their T/E (e.g., permanent personnel assigned to recruit training companies within recruit training regiments, personnel on recruiting staff working within recruiting stations).

- (2) Active duty Marines who have fired expert with the pistol for 2 consecutive years will be exempt the following year only.

- (3) Colonels and above.

- (4) Marines with 20 years of service or more.

- (5) Sergeant major or master gunnery sergeant.

- (6) Chief warrant officers 4 and above.

- b. Exemption Procedures. A letter must be sent from the commanding officer to the local consolidated administration section that lists the Marines that are exempt from annual pistol training. The letter must request that the code 'EEE' be entered as their pistol qualification score for that fiscal year. Unit must retain a copy for inspection purposes.

5. Waivers

a. Waivers from the requirements of this Order may be solicited only for short-term situations that temporarily prevent an individual, group, or entire unit from completing annual training. The intent is for units to request a waiver when it is determined that time or the lack of sufficient resources will prevent an individual, group, or entire unit from accomplishing the required annual marksmanship training. The purpose of granting waivers is to protect individual Marines who were legitimately unable to complete required annual training from being adversely affected.

b. Waivers must state the circumstances preventing an individual, group, or unit from completing annual marksmanship training and what steps are being taken by the unit to resume annual marksmanship training. A unit requesting a "blanket waiver" for the whole unit is not permitted. Waiver requests must be submitted with a by name roster of all individuals needing a waiver. Waivers will only be good for the fiscal year requested.

c. The authority to waive training rests with the following Commanders:

- (1) Marine Forces Command (COMMARFORCOM).
- (2) Marine Forces Pacific (COMMARFORPAC).
- (3) Marine Force Reserves (COMMARFORRES).
- (4) Marine Corps Combat Development Command (MCCDC).
- (5) Marine Corps Special Operations Command (COMMARFORSOC).

(6) For separate organizations not commanded by a general officer, authorization to waive training must be obtained from the CG, Marine Corps National Capitol Region Command (MCNCRRC).

(7) Commanders of organizations that fall under TECOM will submit any waiver requests to CG, MCCDC (C476S) via the chain of command.

d. For activities that are not tenants of Marine Corps posts or stations, and the local range facilities are not suitable for firing standard Marine Corps courses of fire, waivers may be submitted to the CG, MCCDC (C476S) prior to the conduct of training. This request shall state what capabilities the available facilities possess and what attempts have been made to acquire access to a suitable range as defined in this Order. CG, MCCDC (C476S) has the authority to authorize a modified course of fire to fit range capabilities.

e. CGs authorized by this Order to grant waivers must send a copy of the waiver to the CG, MCCDC (C476S) within 30 days of granting the waiver.

6. Request for Modification. Minimum requirements for CPP firing are a range with firing lines at the 7-, 15-, and 25-yard lines and turning targets. If range facilities are not suitable for firing CPP courses of fire, a request for modification to the course of fire may be submitted to the CG MCCDC (C476) (Attn: MPMS) prior to the conduct of training. This request shall state what capability the available facilities possess and what attempts have been made to acquire access to suitable ranges and facilities. This data will be used to support discussion in the enduring range facilities

working group of the annual Combat Marksmanship Symposium and drive improvements to range facilities.

7. Requalification Attempts. Classification scores are based on scores achieved on the Table 1, training block five course of fire:

a. Requalification Attempts During the Detail. If a Marine fails to achieve a qualifying score for CPP annual qualification, the range and unit commander will determine the number of refire attempts across the course on qualification day, if time permits. Marines will be provided remediation by the range and/or unit and permitted to return for additional attempt(s) to requalify.

b. Requalification Attempts on Subsequent Details. Unit commanders will ensure that deserving Marines who fail to achieve a qualifying score on the CPP during the firing week are given the opportunity for remedial qualification/requalification attempts on subsequent range details.

c. A Marine who qualifies may not come back to the range to requalify during the same fiscal year.

8. Qualification/Requalification Reporting Requirements

a. Classification Scores (CPP Qualification Course of Fire). Classification scores are based on scores achieved on the Table One (Block 5) Evaluation course of fire:

<u>Expert</u>	<u>Sharpshooter</u>	<u>Marksman</u>	<u>Unqualified</u>
364 - 400	324 - 363	264 - 323	0 - 263

b. Marines who complete the scheduled qualification firing will have the date, name of course, score, and classification attained recorded into MCTFS per reference (g); and if a sergeant or above, have the appropriate qualification code, or unqualification code if applicable, entered into their fitness report per reference (j). In addition, scores received on CPP qualification must be reported and entered into MCTFS per reference (g).

c. If a Marine passes qualification on an additional attempt, whether it occur on qualification day or on a subsequent detail, they will receive the minimum passing score and it will be entered into MCTFS and on the fitness report, per references (g) and (j).

d. Annual qualification statistics are required to be sent to: CG MCCDC (C476), Attn: MPMS for the purpose of data collection no later than 1 January of the following fiscal year.

9. Ammunition Requirements. Authorized ammunition allocations for training will be provided in accordance with this Order. A total of 200 rounds per Marine is required for CPP Table 1 training (Training Blocks One - Four) and evaluation (Training Block Five).

10. Target Requirements. The MPMS-1 target and a turning target system are required for CPP Table One training and evaluation (see para. 6 Request for Modification).

11. Range Personnel Requirements. The following requirements apply to the conduct of all pistol live fire training:

a. OIC. The OIC is responsible and accountable for the conduct of the training and for adhering to governing regulations and guidance. The OIC must be an officer or staff noncommissioned officer in accordance with reference (k).

b. RSO. The RSO is responsible for the safe conduct of training in accordance with reference (k) and policies from the organization or installation range control office.

c. Line SNCO. The line SNCO must be a sergeant or higher and have the secondary MOS 0931, CMT. They are responsible for the conduct and supervision of the training and evaluation on the range in accordance with this Order. The line SNCO cannot act as RSO while performing the duties of the line SNCO.

d. Block NCO. The block NCO must have the secondary MOS 0933, Combat Marksmanship Coach. The block NCO supervises all aspects of training within their assigned block of targets, enforces range and safety regulations, and authorizes alibis as required. One block NCO will supervise no more than 13 firing points.

e. CMT. The CMT is a subject matter expert for combat marksmanship training within their unit. The CMT must have the secondary MOS 0931. The CMT is responsible for assisting unit commanders in conducting the Marine Corps Combat Marksmanship Program. The CMT conducts all classroom instruction during Preparatory Training. CMTs are also responsible for preparing, and supervising the CMCs.

f. CMC. The CMC is responsible for correcting and assisting Marines during Combat Marksmanship Training. A CMC must hold the secondary MOS 0933. The CMC ensures Marines assigned to their targets apply proper techniques of fire and use proper weapons handling procedures. One CMC will be assigned no more than four firing points.

g. Tower NCO. The tower NCO gives all line commands during training and evaluation firing. The tower NCO must hold the secondary MOS 0933.

h. Verifiers. Range personnel serve as verifiers to make decisions on questionable shot values or incidents that could affect qualification scores. At a minimum, there will be one verifier per 10 targets during evaluation firing.

12. Instructor Requirements

a. Entry Level Training. WTBn, Quantico, VA and WFTBns MCRDs Parris Island and San Diego will maintain a staff of qualified CMTs to conduct CPP lectures, demonstrations, and practical application prior to live fire training exercises. Training will be conducted under the supervision of permanently assigned CMTs. CMTs must have successfully completed the CMT Course.

b. Annual Training

(1) Qualified CMTs either supplied by the range or by the unit will conduct all sustainment marksmanship training.

(2) CMTs must have successfully completed the CMT Course.

(3) Because some SMCR units may not have access to a CMT to conduct marksmanship training, they can request assistance via their chain of command from COMMARFORRES (G-3T) to obtain a CMT MTT.

c. Regulations Concerning Coaching. During pistol evaluation firing, coaching is permitted between stages of fire and up until the shooter's preparatory time for each stage of fire ends. Coaching during pistol evaluation firing is prohibited; no communication between the coach and shooter will be allowed. This includes any verbal or physical assistance that may aid the shooter's performance. During evaluation firing, coaches and range personnel serve as supervisors and enforce range regulations. Range personnel and coaches will remain on or behind the ready line while personnel are firing for evaluation, except when intervening to prevent an unsafe condition.

13. Scoring Procedures. Detailed scoring procedures are contained in reference (d) and Appendix C.

a. Point Values. Point value is the scoring criteria used for CPP firing and evaluation. Each shot is scored based on its location on the MPMS-1 target (see Figure 1-1). Shots fired in the 'A' scoring zone are awarded 10 points. Shots fired in the 'B' scoring zone are awarded 8 points. Shots fired in the 'C' scoring zone are awarded 6 points. Shots fired in the 'D' scoring zone are awarded 4 points.

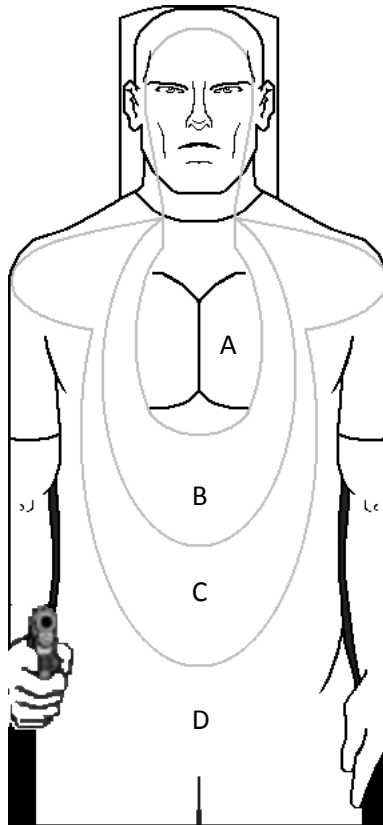


Figure 1-1.--MPMS-1 Target.

b. Misses. A shot outside of the 'D' (4-point) scoring zone or off the MPMS-1 target is scored as a miss. A shot not fired is scored as a miss. If the shot hits the carriage, creating splash on the target, and there is no discernible shot hole, it is scored as a miss.

c. Point Values for "Failure to Stop Drills"

(1) Intent. Scoring for failure to stop drills is unique in that the value of shots are relative to the successful execution of the drill.

(2) During stage one of the evaluation block, shooters will fire two failure to stop drills prior to scoring. Scorekeepers should observe the target for total of six shots. A maximum of two shots in the head (above the jaw line) will be counted for full value. Any others in the head (regardless of location) will be counted as fours. If more than four shots are below the jaw line, the shooter will receive the four highest value shots. All others will be counted as misses.

d. Special Circumstances

(1) If the grease ring of a shot is touching the edge of a scoring zone, the higher value is awarded.

(2) If a shot hits the target as it is turning away and skids across more than one scoring zone, the shot will be awarded the following value: If the shot enters a value, but exits at a larger value, the shot will be awarded the point of entry plus one. If the shot enters a value, but exits at a smaller value, the shot will be awarded the point of entry.

(3) When a scorekeeper cannot find a shot hole, and there are three or more shot holes touching each other making it possible for a shot or shots to have passed through the enlarged hole without leaving a mark, and no excess hits appear on adjacent targets, the shooter will be given the value of the three touching shot holes for the missing shot.

14. Alibis. An alibi will be awarded during qualification/requalification if any condition caused by the weapon (mechanical malfunction), ammunition, or range operation causes the shooter to not have an equal opportunity to complete a string of fire. An alibi will not be awarded for any condition caused by the shooter. If the shooter experiences a stoppage or failure to fire, the shooter is responsible for performing corrective action to get the weapon back into action (Condition 1) and continue to shoot through the drill. Corrective action procedures are contained in reference (b).

a. Circumstances Which Constitute an Alibi. The following are examples of events and conditions which constitute an alibi:

(1) Faulty ammunition.

(2) A malfunction occurs with the pistol (e.g., trigger spring or locking block breaks, magazine cracks during firing).

(3) An alibi will not be awarded unless the ammunition is faulty or the weapon is actually broken and will not shoot another round.

b. Range Alibis. There are a couple of events for which the shooter will rate a range alibi. The determination to grant a shooter a range alibi will be made by the block NCO or the line RSO.

(1) Fallen Target. If a target falls out of the frame after a stage of fire has begun, the shooter rates an alibi, regardless of whether or not the shooter fires on the target.

(2) Crooked Target. If the shooter, when covering down on their target prior to the first drill at the beginning of a stage of fire, notices their target is crooked, they should inform range personnel. If a shooter fires a shot on a crooked target, they have accepted range conditions and do not rate an alibi. If they inform range personnel and do not shoot, they rate an alibi. However, if a target becomes crooked after a stage of fire or drill has begun, the shooter rates an alibi, regardless of whether or not the shooter fires on the target.

c. Circumstances Which Do Not Constitute an Alibi. The following are events, conditions, and failures to fire which do not constitute an alibi:

(1) General

(a) The weapon and magazines have not been maintained, cleaned, or lubricated in accordance with TM 1005A-10/1.

(b) The pistol or magazine is improperly assembled.

(c) Failure to replace magazines that were determined to be defective during the user serviceability inspection or during practice.

(d) Use of unauthorized ammunition.

(e) Lost ammunition.

(2) Prior to Firing. The following situations will result in a stoppage but, once cleared, the weapon will fire again. Therefore, they do not warrant an alibi.

(a) The shooter fills their magazines improperly or fills magazines with the incorrect number or rounds.

(b) The shooter loads their weapon with the wrong magazine.

(c) The shooter fails to conduct the load properly, e.g., failure to properly seat the magazine.

(d) The shooter fails to make ready and conduct a chamber check properly. The shooter is responsible for chambering the first round of each magazine.

(e) The shooter fails to take the weapon off safe prior to firing.

(3) During Firing. The following situations will result in a stoppage but, once cleared, the weapon will fire again. Therefore, they do not warrant an alibi.

(a) The shooter engages the safety while firing.

(b) The shooter engages the magazine release button while firing.

(c) The shooter engages the slide stop while firing.

(d) The shooter fails to reset the trigger.

(e) The shooter fails to perform corrective action properly when a stoppage occurs.

(f) The shooter fails to fire the prescribed number of rounds for the drill.

15. Awards

a. Pistol Qualification Badge. The Pistol Qualification/Requalification Badge is awarded based on the score achieved on CPP Table 1, Training Block Five course of fire. Total points determine the classification of the badge (expert, sharpshooter, or marksman).

(1) Commanding officers will issue the appropriate qualification badge to Marines qualifying in their initial record attempt.

(2) Marines who fail to qualify in their initial record attempt and qualify in a subsequent attempt will be classified as marksman and issued the appropriate badge regardless of score attained.

(3) The wearing of the appropriate qualification badge is authorized until the individual fails to requalify or requalifies in another classification.

(4) Marines who are not required to fire for requalification will wear their last requalification badge.

b. Requalification Bars

(1) Upon qualifying as expert with the service pistol on a requalification attempt, an individual earns a requalification bar to be attached to the pistol expert badge.

(2) The first requalification bar earned is the second award since the Expert badge is the first. Subsequent expert requalification bars will be issued to the Marine by the commanding officer.

(3) Only the last requalification bar earned by the individual will be worn.

c. Issue and Replacement of Badges and Requalification Bars

(1) Commanding officers are authorized to replace from issue stocks marksmanship badges and requalification bars, which are lost or become unserviceable for reasons other than individual negligence. Such replacements should be made by the organization in which the loss occurred. Replacement for losses resulting during shipment of effects will be made by the gaining organization.

(2) Replacement of badges or requalification bars which do not meet the above criteria is the individual's responsibility.

16. Records Disposition. Records and reports relating to marksmanship training and readiness with individual small arms, including copies of awards (badges/bars) made to individuals (exclusive of copies filed in the individual's OMPF), will be retained for 2 years by organizations conducting training. Marksmanship qualification records (pistol line scorecards) will be retained for one year.

APPENDIX A

COURSE OF FIRE FOR RIFLE TABLE 1, FUNDAMENTAL RIFLE MARKSMANSHIP
ENTRY LEVEL TRAINING

1. Entry Level Preparatory Training

	Distance	Target	Time (min)	Rounds	Position	Sling
Prezero Sight Setting	NA for SAC; 10m for LBS*	NA				
Zeroing Exercise	100m/yd	"A"	1	5	Prone	Loop
	100m/yd	"A"	1	5	Prone	Loop
	100m/yd	"A"	1	5	Prone	Loop

* SAC - Small Arms Collimator

LBS - Laser Boresight

2. Entry Level Table 1 Training

a. Hold Confirmation (Day 1).

	Distance	Target	Time (min)	Rounds	Position	Sling
Hold Confirmation	200	"A"	1	3	Sitting	Loop
	200	"A"	1	3	Sitting	Loop
	200	"A"	1	4	Sitting	Loop

b. Table 1 Training (Days 1-3).

	Drill	Time (min)	Distance	Target	Rounds	Position	Sling
Stage One	Slow Fire	25	200	"A"	5	Sitting	Loop
			200	"A"	5	Kneeling	Loop
			200	"A"	5	Standing	Parade
Stage Two	Rapid Fire	1	200	"D"	10	Standing to Sitting	Loop
		1	200	"D"	10	Standing to Sitting	Loop
Stage Three	Slow Fire	5	300	"A"	5	Sitting	Loop
Stage Four	Rapid Fire	1	300	"D"	10	Standing to Prone	Loop
		1	300	"D"	10	Standing to Prone	Loop
Stage Five	Slow Fire	15	500	"B-MOD"	10	Prone	Loop
				Total	70		

c. Table 1 Pre-Evaluation/Evaluation (Days 4-5).

	Distance	Target	Time (min)	Rounds	Position	Sling
Hold Confirmation	200	"A"	1	5	Sitting	Loop
	200	"A"	1	5	Sitting	Loop

	Drill	Time (min)	Distance	Target	Rounds	Position	Sling
Stage One	Slow Fire	20	200	"A"	5	Sitting	Loop
			200	"A"	5	Kneeling	Loop
			200	"A"	5	Standing	Parade
Stage Two	Rapid Fire	1	200	"D"	10	Standing to Sitting	Loop
Stage Three	Slow Fire	5	300	"A"	5	Sitting	Loop
Stage Four	Rapid Fire	1	300	"D"	10	Standing to Prone	Loop
Stage Five	Slow Fire	10	500	"B-MOD"	10	Prone	Loop
					Total	50	

APPENDIX B

COURSE OF FIRE FOR RIFLE TABLE 1A, FUNDAMENTAL RIFLE MARKSMANSHIP
ANNUAL RIFLE TRAINING

1. Annual Rifle Preparatory Training

	Distance	Target	Time (min)	Rounds	Position	Sling
Prezero Sight Setting	NA for SAC; 10m for LBS*	NA				
Zeroing Exercise	100m/yd	"A"	1	5	Prone	Loop
	100m/yd	"A"	1	5	Prone	Loop
	100m/yd	"A"	1	5	Prone	Loop

2. Annual Rifle Training, Table 1A

a. Hold Confirmation (Day 1).

	Distance	Target	Time (min)	Rounds	Position	Sling
Hold Confirmation	200	"A"	1	3	Sitting	Loop
	200	"A"	1	3	Sitting	Loop
	200	"A"	1	4	Sitting	Loop

b. Table 1A Training (Days 1-2).

	Drill	Time (min)	Distance	Target	Rounds	Position	Sling
Stage One	Slow Fire	25	200	"A"	5	Sitting	Loop
			200	"A"	5	Kneeling	Loop
			200	"A"	5	Standing	Parade/Combat
			200	"A"	5	Choice of above	
Stage Two	Rapid Fire	1	200	"D"	10	Standing to Sitting	Loop
		1	200	"D"	10	Standing to Sitting	Loop
Stage Three	Slow Fire	5	300	"A"	5	Sitting	Loop
Stage Four	Rapid Fire	1	300	"D"	10	Standing to Prone	Loop
		1	300	"D"	10	Standing to Prone	Loop
Stage Five	Slow Fire	15	500	"B-MOD"	15	Prone	Loop
				Total	80		

c. Table 1A Evaluation (Day 3).

	Distance	Target	Time (min)	Rounds	Position	Sling
Hold Confirmation	200	"A"	1	5	Sitting	Loop
	200	"A"	1	5	Sitting	Loop

	Drill	Time (min)	Distance	Target	Rounds	Position	Sling
Stage One	Slow Fire	20	200	"A"	5	Sitting	Loop
			200	"A"	5	Kneeling	Loop
			200	"A"	5	Standing	Hasty
Stage Two	Rapid Fire	1	200	"D"	10	Standing to Sitting	Loop
Stage Three	Slow Fire	5	300	"A"	5	Sitting	Loop
Stage Four	Rapid Fire	1	300	"D"	10	Standing to Prone	Loop
Stage Five	Slow Fire	10	500	"B-MOD"	10	Prone	Loop
					Total	50	

APPENDIX C

COURSE OF FIRE FOR RIFLE TABLE 2 (BASIC COMBAT RIFLE MARKSMANSHIP)
FOR ENTRY LEVEL SITES

1. Table 2 Training (Day 1)

	Distance	Drill	Rds	Iterations	Total Rds	Time (sec)	Position
Zeroing	100	Adjustment	5	1	15	NA	Prone
		Refinement	5				
		Confirmation	5				
Stage One Position Refinement	25/50	Live-Fire Prep	24	NA	24	NA	Standing
Stage Two Presentation	25/50	Head Shot	1	2	2	3	Standing
	25/50	Controlled Pair	2	2	4	4	Standing
	25/50	Failure to Stop	3	2	6	5	Standing
Stage Three Position Change	25/50	Controlled Pair	2	2	4	5	Standing to Kneeling
	25/50	Controlled Pair	4	2	8	7	Standing & Kneeling
	25/50	Failure to Stop	3	2	6	8	Standing to Kneeling
Stage Four Multiple Targets w/ Position Change	25/50	Controlled Pair	4	1	4	6	Standing
	25/50	Controlled Pair	4	2	8	9	Standing & Kneeling
	25/50	Failure to Stop	6	2	12	10	Standing to Kneeling
Stage Five Speed Reloads	25/50	Controlled Pair	4	5	20	10	Standing & Kneeling
Stage Six Moving Targets	100/200	Movers Right	2	3	6	10	Standing to Kneeling
	100/200	Movers Left	2	3	6	10	Standing to Kneeling
				Total	125		

2. Table 2 Pre-Evaluation & Evaluation (Day 2)

	Distance	Drill	Rds	Iterations	Total Rds	Time (sec)	Position
Stage One Presentation	25/50	Head Shot	1	2	2	3	Standing
	25/50	Controlled Pair	2	1	2	4	Standing
	25/50	Failure to Stop	3	1	3	5	Standing
Stage Two Position Change	25/50	Controlled Pair	4	1	4	7	Standing & Kneeling
	25/50	Failure to Stop	3	1	3	8	Standing to Kneeling
Stage Three Multiple Targets w/ Position Change	25/50	Controlled Pair	4	1	4	6	Standing
	25/50	Controlled Pair	4	2	8	9	Standing & Kneeling
	25/50	Failure to Stop	6	2	12	10	Standing to Kneeling
Stage Four Speed Reloads	25/50	Controlled Pair	4	1	4	10	Standing & Kneeling
Stage Five Moving Targets	100/200	Movers Right	2	2	4	10	Standing to Kneeling
	100/200	Movers Left	2	2	4	10	Standing to Kneeling
			Total		50		

APPENDIX D

COURSE OF FIRE FOR RIFLE TABLE 2 (BASIC COMBAT RIFLE MARKSMANSHIP)
FOR ANNUAL RIFLE TRAINING (ART)

1. Table 2 Training (Day 1)

	Distance	Drill	Rds	Iterations	Total Rds	Time (sec)	Position
Zeroing	100	Adjustment	5	1	15	NA	Prone
		Refinement	5				
		Confirmation	5				
Stage One Position Refinement	25/50	Live-Fire Prep	24	NA	24	NA	Standing
Stage Two Presentation	25/50	Head Shot	1	2	2	3	Standing
	25/50	Controlled Pair	2	2	4	4	Standing
	25/50	Failure to Stop	3	2	6	5	Standing
Stage Three Position Change	25/50	Controlled Pair	2	2	4	5	Standing to Kneeling
	25/50	Controlled Pair	4	2	8	7	Standing & Kneeling
	25/50	Failure to Stop	3	2	6	8	Standing to Kneeling
Stage Four Multiple Targets w/ Position Change	25/50	Controlled Pair	4	1	4	6	Standing
	25/50	Controlled Pair	4	2	8	9	Standing & Kneeling
	25/50	Failure to Stop	6	2	12	10	Standing to Kneeling
Stage Five Speed Reloads	25/50	Controlled Pair	4	5	20	10	Standing & Kneeling
Stage Six Moving Targets	100/200	Movers Right	2	3	6	10	Standing to Kneeling
	100/200	Movers Left	2	3	6	10	Standing to Kneeling
				Total	125		

2. Table 2 Pre-Evaluation and Evaluation (Day 2)

	Distance	Drill	Rds	Iterations	Total Rds	Time (sec)	Position
Stage One Presentation	25/50	Head Shot	1	2	2	3	Standing
	25/50	Controlled Pair	2	1	2	4	Standing
	25/50	Failure to Stop	3	1	3	5	Standing
Stage Two Position Change	25/50	Controlled Pair	4	1	4	7	Standing & Kneeling
	25/50	Failure to Stop	3	1	3	8	Standing to Kneeling
Stage Three Multiple Targets w/ Position Change	25/50	Controlled Pair	4	1	4	6	Standing
	25/50	Controlled Pair	4	2	8	9	Standing & Kneeling
	25/50	Failure to Stop	6	2	12	10	Standing to Kneeling
Stage Four Speed Reloads	25/50	Controlled Pair	4	1	4	10	Standing & Kneeling
Stage Five Moving Targets	100/200	Movers Right	2	2	4	10	Standing to Kneeling
	100/200	Movers Left	2	2	4	10	Standing to Kneeling
			Total		50		

APPENDIX E

COURSE OF FIRE FOR RIFLE TABLE 3 (INTERMEDIATE COMBAT RIFLE MARKSMANSHIP)

1. Table 3A Training (Day)

Stage	Distance	Drill	Rds	Iterations	Total Rds	Time (sec)	Position
Iron sight zero (as needed)	25m, 33m/36yd	Adjustment	3	1	10	60	Prone
		Refinement	3	1		60	Prone
		Confirmation	4	1		60	Prone
RCO Zeroing (as needed)	100 or 300	Zero	15	1	15	NA	Prone
Stage One Head Shots	5	Single Shot	1	2	2	4	Standing
	15	Single Shot	1	2	2	4	Standing
	25	Single Shot	1	3	3	4	Standing
Stage Two Presentation	25	Controlled Pair	2	2	4	4	Standing
	10	Hammered Pair	2	2	4	3	Standing
	5	Failure to Stop	3	1	3	2	Standing
Stage Three Pivots	15	Pivot Right (Hammer Pair)	2	2	4	4	Standing
	15	Pivot Left (Hammer Pair)	2	2	4	4	Standing
	10	Pivot Right (Hammer Pair)	2	1	2	3.5	Standing
	10	Pivot Left (Hammer Pair)	2	1	2	3.5	Standing
	5	Pivot Right (Failure to Stop)	3	1	3	3	Standing
	5	Pivot Left (Failure to Stop)	3	1	3	3	Standing
Stage Four Forward Mvmt	25-15	Controlled Pair	2	2	4	NA	Standing
	15-10	Hammered Pair	2	2	4	NA	Standing
	10-5	Failure to Stop	3	2	6	NA	Standing
				Total	75		

2. Table 3A Evaluation (Day)

Stage	Distance	Drill	Rds	Iterations	Total Rds	Time (sec)	Position
Stage One	25	Controlled Pair	2	2	4	4	Standing
Stage Two	25-15	Fwd Mvt (Controlled Pair)	2	1	2	NA	Standing
	15	Pivot Right (Hammer Pair)	2	1	2	4	Standing
	15	Pivot Left (Hammer Pair)	2	1	2	4	Standing
Stage Three	15-10	Fwd Mvt (Hammer Pair)	2	1	2	NA	Standing
	10	Pivot Right (Hammer Pair)	2	1	2	3.5	Standing
	10	Pivot Left (Hammer Pair)	2	1	2	3.5	Standing
Stage Four	10-5	Fwd Mvt (Failure to Stop)	3	1	3	NA	Standing
	5	Pivot Right (Failure to Stop)	3	1	3	3	Standing
	5	Pivot Left (Failure to Stop)	3	1	3	3	Standing
Stage Five	25	Controlled Pair	2	2	4	4	Standing
Stage Six	25-15	Fwd Mvt (Controlled Pair)	2	1	2	NA	Standing
	15	Pivot Right (Hammer Pair)	2	1	2	4	Standing
	15	Pivot Left (Hammer Pair)	2	1	2	4	Standing
Stage Seven	15-10	Fwd Mvt (Hammer Pair)	2	1	2	NA	Standing
	10	Pivot Right (Hammer Pair)	2	1	2	3.5	Standing
	10	Pivot Left (Hammer Pair)	2	1	2	3.5	Standing
Stage Eight	10-5	Fwd Mvt (Failure to Stop)	3	1	3	NA	Standing
	5	Pivot Right	3	1	3	3	Standing

		(Failure to Stop)					
	5	Pivot Left (Failure to Stop)	3	1	3	3	Standing
			Total		50		

3. Table 3B Short Range Night Training and Evaluation. Conduct all of table 3B night with artificial illumination. The Table 3b course of fire will be fired once for training and once for evaluation.

Stage	Distance	Drill	Rds	Iterations	Total Rds	Time (sec)	Position
Stage One	25	Controlled Pair	2	2	4	4	Standing
Stage Two	25-15	Fwd Mvt (Controlled Pair)	2	1	2	NA	Standing
	15	Pivot Right (Hammer Pair)	2	1	2	4	Standing
	15	Pivot Left (Hammer Pair)	2	1	2	4	Standing
Stage Three	15-10	Fwd Mvt (Hammer Pair)	2	1	2	NA	Standing
	10	Pivot Right (Hammer Pair)	2	1	2	3.5	Standing
	10	Pivot Left (Hammer Pair)	2	1	2	3.5	Standing
Stage Four	10-5	Fwd Mvt (Failure to Stop)	3	1	3	NA	Standing
	5	Pivot Right (Failure to Stop)	3	1	3	3	Standing
	5	Pivot Left (Failure to Stop)	3	1	3	3	Standing
Stage Five	25	Controlled Pair	2	2	4	4	Standing
Stage Six	25-15	Fwd Mvt (Controlled Pair)	2	1	2	NA	Standing
	15	Pivot Right (Hammer Pair)	2	1	2	4	Standing
	15	Pivot Left (Hammer Pair)	2	1	2	4	Standing
	15-10	Fwd Mvt (Hammer Pair)	2	1	2	NA	Standing

Stage Seven	10	Pivot Right (Hammer Pair)	2	1	2	3.5	Standing
	10	Pivot Left (Hammer Pair)	2	1	2	3.5	Standing
Stage Eight	10-5	Fwd Mvt (Failure to Stop)	3	1	3	NA	Standing
	5	Pivot Right (Failure to Stop)	3	1	3	3	Standing
	5	Pivot Left (Failure to Stop)	3	1	3	3	Standing
					Total	50	

4. Table 3C Unknown Distance Training (Day). A total of 10 targets is needed for each firing lane.

Distance	Drill	Time (sec)	Position	Iterations	Rounds
25-75	Engage until hit	N/A	Supported Standing	2	20
100-200	Engage until hit	N/A	Supported Kneeling		
200-300	Engage until hit	N/A	Supported Prone		
300-400	Engage until hit	N/A	Supported Prone		
400-500	Engage until hit	N/A	Supported Prone		
				Total	40

5. Table 3C Unknown Distance Evaluation (Day). A total of 10 targets is needed for each firing lane.

Distance	Drill	Time (sec)	Position	Rounds
25-75	Engage until hit	N/A	Supported Standing	20
100-200	Engage until hit	N/A	Supported Kneeling	
200-300	Engage until hit	N/A	Supported Prone	
300-400	Engage until hit	N/A	Supported Prone	
400-500	Engage until hit	N/A	Supported Prone	
			Total	20

6. Table 3D Known Distance Night Training

Stage	Distance	Drill	Time (min)	Position	Rounds
Zeroing	25m, 33m/36yd	Laser Aiming Devices	NA	Prone	10
	100	Laser Aiming Devices	NA	Prone	15
Stage One	100	Slow Fire	5	Supported Prone	5
	100	Sustained Fire	1	Supported Prone	10
Stage Two	200	Slow Fire	5	Supported Prone	5
	200	Sustained Fire	1	Supported Prone	10
				Total	55

7. Table 3D Known Distance Night Evaluation. Table 3D Training & Evaluation is not required if Marine is not issued a Laser Aiming Device or Night Vision Devices.

Stages	Distance	Drill	Time (min)	Position	Rounds
Stage One	100	Slow Fire	5	Supported Prone	5
	100	Sustained Fire	1	Supported Prone	10
Stage Two	200	Slow Fire	5	Supported Prone	5
	200	Sustained Fire	1	Supported Prone	10
				Total	30

APPENDIX F

COURSE OF FIRE FOR RIFLE TABLE 4 (ADVANCED COMBAT RIFLE MARKSMANSHIP)

1. Table 4A Short Range Training (Day)

Stages	Distance	Drill	Rds	Iterations	Total Rds	Time (sec)	Position
Stage One Head Shot	5	Head Shot	1	2	2	4	Standing
	15	Head Shot	1	2	2	4	Standing
	25	Head Shot	1	2	2	4	Standing
Stage Two Multiple Targets	50	Controlled Pair	4	2	8	8	Kneeling
	25	Controlled Pair	4	2	8	5	Standing
	15	Hammer Pair	4	2	8	5	Standing
	10	Box Drill	6	2	12	5	Standing
	5	Box Drill	6	2	12	5	Standing
Stage Three Speed Reloads	10	Hammer Pair	4	2	8	8	Standing/ Kneeling
Stage Four 180° Pivots	15	Right (Hammer Pair)	2	2	4	4	Standing
	15	Left (Hammer Pair)	2	2	4	4	Standing
Stage Five 180° Pivots into Forward Movement	25-15	Left (Controlled Pair)	2	1	2	NA	Standing Forward Mvmt
	15-10	Left, Failure to Stop	3	1	3	NA	Standing Forward Mvmt
	10-5	Left, Failure to Stop	3	1	3	NA	Standing Forward Mvmt
	25-15	Right, Failure to Stop	2	1	2	NA	Standing Forward Mvmt
	15-10	Right, Failure to Stop	3	1	3	NA	Standing Forward Mvmt
	10-5	Right, Failure to Stop	3	1	3	NA	Standing Forward Mvmt
Stage Six 180° Pivots	15-10	Left Box Drill	6	1	6	NA	Standing

into Forward Movement w. Multiple Targets	10-5	Left Box Drill	6	1	6	NA	Standing
	15-10	Right Box Drill	6	1	6	NA	Standing
	10-5	Right Box Drill	6	1	6	NA	Standing
Stage Seven Multiple Targets w/Lateral Movement	15	Right Controlled Pairs	4	2	8	NA	Standing
	15	Left Controlled Pairs	4	2	8	NA	Standing
	10	Right Hammer Pairs	4	2	8	NA	Standing
	10	Left Hammer Pairs	4	2	8	NA	Standing
	10	Right Box Drill	6	1	6	NA	Standing
	10	Left Box Drill	6	1	6	NA	Standing
Total					154		

2. Table 4A Short Range Pre-evaluation and Evaluation (Day)

Stage/ Distance	Drill	Time (sec)	Rds	Position
50	Controlled Pairs	8	4	Standing to Kneeling
25	Box Drill	12	6	Standing/Kneeling
25-15	Controlled Pairs	NA	4	Forward Mvmt
15	90° Pivot Right, Box Drill	5	6	Standing
15	90° Pivot Left, Box Drill	4	6	Standing
15-10	180° Pivot Left, Box Drill	NA	6	Forward Mvmt
10	90° Pivot Right, Box Drill	4	6	Standing
10	90° Pivot Left, Box Drill	4	6	Standing
10-5	180° Pivot Right, Box Drill	NA	6	Forward Mvmt
Total			50	

3. Table 4B Short Range Pre-evaluation and Evaluation (Night)

Stage/ Distance	Drill	Time (sec)	Rds	Position
50	Controlled Pairs	8	4	Standing to Kneeling
25	Box Drill	12	6	Standing/Kneeling
25-15	Controlled Pairs	NA	4	Forward Mvmt
15	90° Pivot Right, Box Drill	5	6	Standing
15	90° Pivot Left, Box Drill	4	6	Standing
15-10	180° Pivot Left, Box Drill	NA	6	Forward Mvmt
10	90° Pivot Right, Box Drill	4	6	Standing
10	90° Pivot Left, Box Drill	4	6	Standing
10-5	180° Pivot Right, Box Drill	NA	6	Forward Mvmt
		Total	50	

4. Table 4C Unknown Distance (Day). Table 4C will be fired two times for training and once for evaluation. Target discrimination skills will be implemented by including no less than two 'no shoot' targets in the target array.

Stage/Distance (+/- 10 m/yds)	Drill	Time (sec)	Position	Iterations	Rounds
40-60	Engage until down	3	Supported Kneeling	3	20
90-110	Engage until down	4	Supported Prone		
140-160	Engage until down	5	Supported Prone		
190-210	Engage until down	6	Supported Prone		
240-260	Engage until down	7	Supported Prone		
290-310	Engage until down	8	Supported Prone		
				Total	60

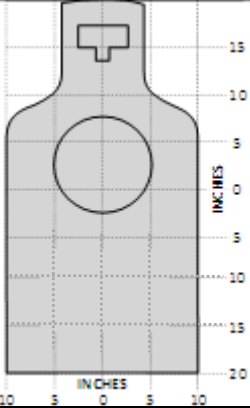
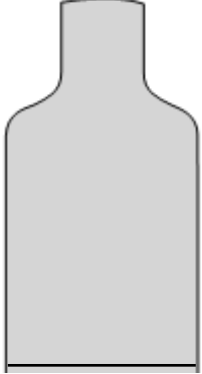
5. Table 4D Unknown Distance (Night). Table 4D will be fired twice for training and once for evaluation.

Stage/Distance (+/- 10 m/yds)	Drill	Time (sec)	Position	Iterations	Rounds
40-60	Engage until down	3	Supported Kneeling	3	20
90-110	Engage until down	4	Supported Prone		
140-160	Engage until down	5	Supported Prone		
180-200	Engage until down	6	Supported Prone		
				Total	60

APPENDIX G
RIFLE TARGETS

Table 1		
"Able" Target	"Dog" Target	"B-Modified" Target

Table 2		
"E" Modified Target	Stationary Target	Moving Target

Tables 3A, 3B, 4A, and 4B	Tables 3C, 3D, 4C, and 4D
 <p>The diagram shows a grey silhouette of a bottle with a neck. A white circle is centered on the main body of the bottle. A grid of dashed lines is overlaid on the silhouette. A vertical axis on the right is labeled 'INCHES' and has markings at 10, 5, 0, 5, and 10. A horizontal axis at the bottom is labeled 'INCHES' and has markings at 10, 5, 0, 5, and 10. A small white rectangular shape is located at the top of the neck.</p>	 <p>The diagram shows a solid grey silhouette of a bottle with a neck, identical in shape to the one in the left panel but without the grid or the central circle.</p>
"E" Modified Target	"E" Silhouette

APPENDIX H

COURSE OF FIRE FOR ANNUAL PISTOL TRAINING/EVALUATION, CPP PISTOL TABLE 1

1. Training Block One

Training Block One is fired under the direction of a coach. Coaches will work with shooters during this block on the application of the fundamentals of marksmanship. Training Block One is fired upon the MPMS-1 target.

CPP Table One, Training Block One				
Iterations	Total Rounds	Time	Mode	Fill Plan
Stage One - 7 yards				
1 (5 times)	5	NA	Single Action from Tactical Carry	NA
1 (10 times)	10	NA	Double Action from Tactical Carry	NA
Stage Two - 15 yards				
1 (5 times)	5	NA	Single Action from Tactical Carry	NA
1 (10 times)	10	NA	Double Action from Tactical Carry	NA
Stage Three - 25 yards				
1 (10 times)	10	NA	Single Action Slow Fire from Tactical Carry	NA
Total rds =		40		

2. Training Block Two

Training Block Two is fired upon the MPMS-1 target. Stage Three is fired under the direction of a coach.

CPP Table One, Training Block Two				
Iterations	Total Rounds	Time	Mode	Fill Plan
Stage One - 7 yards				
2 (4 times)	8	7 sec	Controlled Pair from Holster	Load 10 in weapon; 4 in pouch
2 } 2 } (2 times)	8	11 sec	Speed Reload from Holster	2 in weapon; 4 in pouch After 1 st drill, fill mag w/7 After 2 nd drill, fill mag w/5 Analyze & repair
Stage Two - 15 yards				
2 (4 times)	8	8 sec	Controlled Pair from Holster	5 in weapon; 5 in pouch After 2 nd drill, Tactical reload w/mag 5 After 4 th drill, fill mag w/4
2 } 2 } (2 times)	8	14 sec	Speed Reload from Holster	2 in weapon; 4 in pouch After 1 st drill, fill mag w/10 Analyze & repair
Stage Three - 25 yards				
1 (8 times)	8	NA	Coaches Time Single Action Slow Fire from Tactical Carry	8 in weapon Analyze & repair
Total rds = 40				

3. Training Block Three

Training Block Three is fired upon the MPMS-1 target.

CPP Table One, Training Block Three				
Iterations	Total Rounds	Time	Mode	Fill Plan
Stage One - 7 yards				
2	2	5 sec	Controlled Pair from Holster	Load 10 in weapon; 4 in pouch
2 } 1 } (2 times)	6	7 sec	Failure to Stop from Holster	8 in weapon; 4 in pouch
2 } 2 } (2 times)	8	9 sec	Speed Reload from Holster	2 in weapon; 4 in pouch After 1 st drill, fill mag w/7 After 2 nd drill, fill mag w/5 Analyze & repair
Stage Two - 15 yards				
2 (4 times)	8	6 sec	Controlled Pair from Holster	5 in weapon; 5 in pouch After 2 nd drill, Tactical reload w/mag 5 After 4 th drill, fill mag w/4
2 } 2 } (2 times)	8	12 sec	Speed Reload from Holster	2 in weapon; 4 in pouch After 1 st drill, fill mag w/10 Analyze & repair
Stage Three - 25 yards				
1 (8 times)	8	7 sec	Single Action Slow Fire (Threat Assessment) from Tactical Carry	8 in weapon Analyze & repair
Total rds = 40				

4. Training Block Four (Pre-evaluation) and Training Block Five (Evaluation). This course of fire is fired once for pre-evaluation and once for evaluation. Training Blocks Four and Five are fired upon the MPMS-1 target.

CPP Table One, Training Block Four (Pre-evaluation) and Training Block Five (Evaluation)				
Iterations	Total Rounds	Time	Mode	Fill Plan
Stage One - 7 yards				
2 (3 times)	6	5 sec	Controlled Pair from Holster	Load 14 in weapon; 9 in pouch Analyze & repair
2 } 1 } (2 times)	6	7 sec	Failure to Stop from Holster	8 in weapon; 9 in pouch Analyze & repair
2 } 2 }	4	9 sec	Speed Reload from Holster	2 in weapon; 9 in pouch Fill mag w/7 Analyze & repair
Stage Two - 15 yards				
2 (6 times)	12	6 sec	Controlled Pair from Holster	7 in weapon; 7 in pouch After 3 rd drill, Tactical Reload w/ mag 7 Fill mag w/10 Analyze & repair
2 } 2 }	4	12 sec	Speed Reload from Holster	2 in weapon; 10 in pouch Analyze & repair
Stage Three - 25 yards				
1 (8 times)	8	7 sec	Single Action Slow Fire (Threat Assessment) from Tactical Carry	8 in weapon Analyze & repair
Total rds =		40		

APPENDIX I
PISTOL MPMS-1 TARGET SCORING

