


# Marine Detachment, Eglin AFB Naval School Explosive Ordnance Disposal



# Mission

---

 **The mission of Marine Detachment Eglin is to provide a command element and Marine instructors at Naval School Explosive Ordnance Disposal in order to produce Military Occupational Specialty (MOS, 2336) qualified Marines to serve as Explosive Ordnance Disposal (EOD) Technicians in support of the Marine Air Ground Task Force, Homeland Defense, Supporting Establishments, and Special Operations.**







# Command Philosophy



**Marine Detachment Naval School Explosive Ordnance Disposal is the World's premier EOD training command. We are tactically proficient, and strategically minded; we think inclusively and act deliberately which sets the example and shapes the future of every new EOD Marine. The Marine Corps only assigns the finest Marines to the EOD mission, we will ensure these Marines are expertly trained to professionally execute any EOD mission on which they may be called.**

# Overview of EOD Training

---

-  **Naval School Explosive Ordnance Disposal (NAVSCOLEOD) is jointly staffed by Navy, Marine Corps, Army, and Air Force EOD personnel, and has been tasked by congress to provide training to officers and enlisted personnel from the four branches of service, other government agency personnel, and select international military students. They are taught the most current procedures for the location, identification, render safe, recovery, technical evaluation, and disposal of conventional surface, both foreign and domestic.**
-  **The school is staffed by an experienced instructor cadre from all four branches of the U.S. Military.**
-  **Basic surface training consists of 143 training days delivering instruction across the broad range of EOD Operations.**
-  **The curriculum uses a building block approach across 8 divisions to prepare the students to enter the EOD Operational Forces.**



# Demolition Division



🚫 Demolition Division is the first training division at NAVSCOLEOD. It consists of (14) training days and provides the first of several building blocks to the NAVSCOLEOD instruction on the safe usage of demolition materials and techniques.

🚫 Students are taught:

- Basic mathematical conversions and equations
- Military explosive and demolition materials
- Explosive transportation and storage requirements
- Explosive firing systems
- Ordnance disposal and specialized explosive techniques
- Burn operations



# Tools and Methods Division

- Tools and Methods Division contains eight sections of training taught over the course of (13) training days.
- Students will be required to successfully build and employ explosively actuated tools and other methods necessary to accomplish the EOD mission.
- Instruction and evaluation in this division focuses on:
  - The buildup, placement and live fire of explosively actuated tools
  - Tape and Line procedures
  - Various Ordnance Locators and metal detectors
  - Rigging, Access and Recovery
  - Metallic Shielding
  - Fuze Gaggling
  - Lodged Projectiles removal





# Core Division



💣 **Core division is (16) training days.**

💣 **Instruction and evaluation focuses on:**

- **Ordnance identification, fuzing, firing and functioning as well as associated hazards**
- **The Mobile Field Kit (MFK)**
- **Ordnance reconnaissance and research**

💣 **The skills taught in this division become the critical foundation necessary to successfully accomplish the EOD mission.**



# Ground Ordnance Division

- 💣 Ground Ordnance Division is (21) training days of instruction
- 💣 Students are individually evaluated and tested on their ability to identify, render safe, and dispose of ground ordnance in an allotted time without violating critical safety criteria and following crucial procedures set by EOD 60 series publications for grenades, rockets, projectiles, and landmines.





# Air Ordnance Division

- 💣 **Air Ordnance Division contains four sections of training taught over the course of (25) training days.**
- 💣 **Instruction and evaluation focuses on the identification, render safe and disposal procedures of aircraft explosive hazards and aviation ordnance.**
- 💣 **Students are trained to identify, render safe, and dispose of Aircraft Explosive Hazards (AEH), Guided Missiles, Bombs, Dispensers and their Payloads.**
- 💣 **Each student will use identification and reconnaissance techniques, 60-series publications, EOD tools and demolition materials in practical application scenarios.**





# Improvised Explosive Device Division



- 💣 IED Division is compiled of (23) training days.
- 💣 Students are taught the basic IED fundamentals to include;
  - IED component recognition
  - IED construction
  - IED Diagnostics (X-ray)
  - IED neutralization/targeting, IED Operations
  - Robotics
  - IED RSP/Disposal procedures in both Permissive and Non-permissive environments
- 💣 This division evaluates each students ability to apply a combination of techniques and procedures taught in the divisions leading to the IED Division.



# Chemical and Biological Ordnance Division

💣 **Chemical Biological Division contains of (12) training days.**

💣 **Training consists of:**

- **Chemical and Biological Agents**
- **Detection methods**
- **Personnel Protective Equipment**
- **Disposal methods**

💣 **Chem-Bio will focus mainly on the identification of chemical ordnance, it's effects and how to protect against further contamination.**





# Radiological and Nuclear Division



💣 RND's is the final division in school and is (20) training days in length.

💣 Students will learn the following topics:

- CWMD Methodology
- Nuclear Physics
- Detection equipment
- Personnel Protective Equipment
- Accident Response
- IND/RDD Response Operations

💣 This final division instructs students on common procedures utilized to deal with radiological and nuclear hazards. Practical tests are executed as a team effort.





# Check In Procedures

- Normal check-in occurs every Monday morning (with the exception of holidays) at 0800 at the Marine Detachment Building (Bldg. 8861) located on NAVSCOLEOD Range D-51.
- Uniform for check-in is the Service “A” uniform.
- NAVSCOLEOD does not maintain a 24 hour duty, so checking in after working hours or a weekend is not an option.
- Read and become familiar with all other details contained within your **Web Orders!**

## • Documents required for checking in:

- Web Orders
- Original Orders
- Medical/Dental Records
- Receipts for travel on GTCC
- Hotel receipt if within 50 miles of previous/current duty station
- DITY move/PPM documents
- Copy of NAVMC 11361
- MARDET NAVSCOLEOD Student Checklist

\*Contact the Marine Detachment Admin section and Detachment Operations Chief prior to conducting outbound interview to schedule check-in day and alleviate any other issues.

MARDET OPs Chief: 850-882-7017

OPs Chief Duty Cell: 850-377-4547

ADMIN: 850-882-5408

NAVSCOLEOD\_mardetgysgt.fct@navy.mil

# Directions to D-51

---



## **From Eglin AFB (Valparaiso Gate):**

- Head north on Eglin Blvd and continue onto S John Sims Pkwy for 6.2 miles
- Continue onto FL-20 E for 1.7 miles
- Turn left onto Range Rd and, after passing through the security checkpoint, the MARDET will be on your left in 1.5 miles



## **From Eastbound I-10**

- Take exit 56 for FL-85 toward Crestview/Niceville
- Turn left onto FL-85 S/S Ferdon Blvd (signs for NW Florida State College/Air Force Armament Museum)
- In 13.9 miles, use the right lane to take the ramp to FL-293/Mid-Bay Bridge Connector/Spence Pkwy (toll road)
- In 7.3 miles, take the exit toward Range Rd
- Turn left onto Range Rd and, after passing through the security checkpoint, the MARDET will be on your left in 1.5 miles



## **From Westbound I-10**

- Take exit 70 for FL-285 toward Niceville/Eglin AFB/Hurlburt
- Keep left at the fork, follow signs for FL-285S
- Turn left onto FL-285S
- In 15.4 miles, turn left onto FL-293 (toll road)
- In 4.8 miles, take the exit toward Range Rd
- Turn left onto Range Rd and, after passing through the security checkpoint, the MARDET will be on your left in 1.5 miles



## **From Destin:**

- From US-98, head north on FL-293N (toll road)
- After 7.2 Miles, take the exit toward State Highway 293
- Turn right onto Range Rd and, after passing through the security checkpoint, the MARDET will be on your left in 1.5 miles







# NAVSCOLEOD D-51 Range Complex

MARDET Bldg. 8861

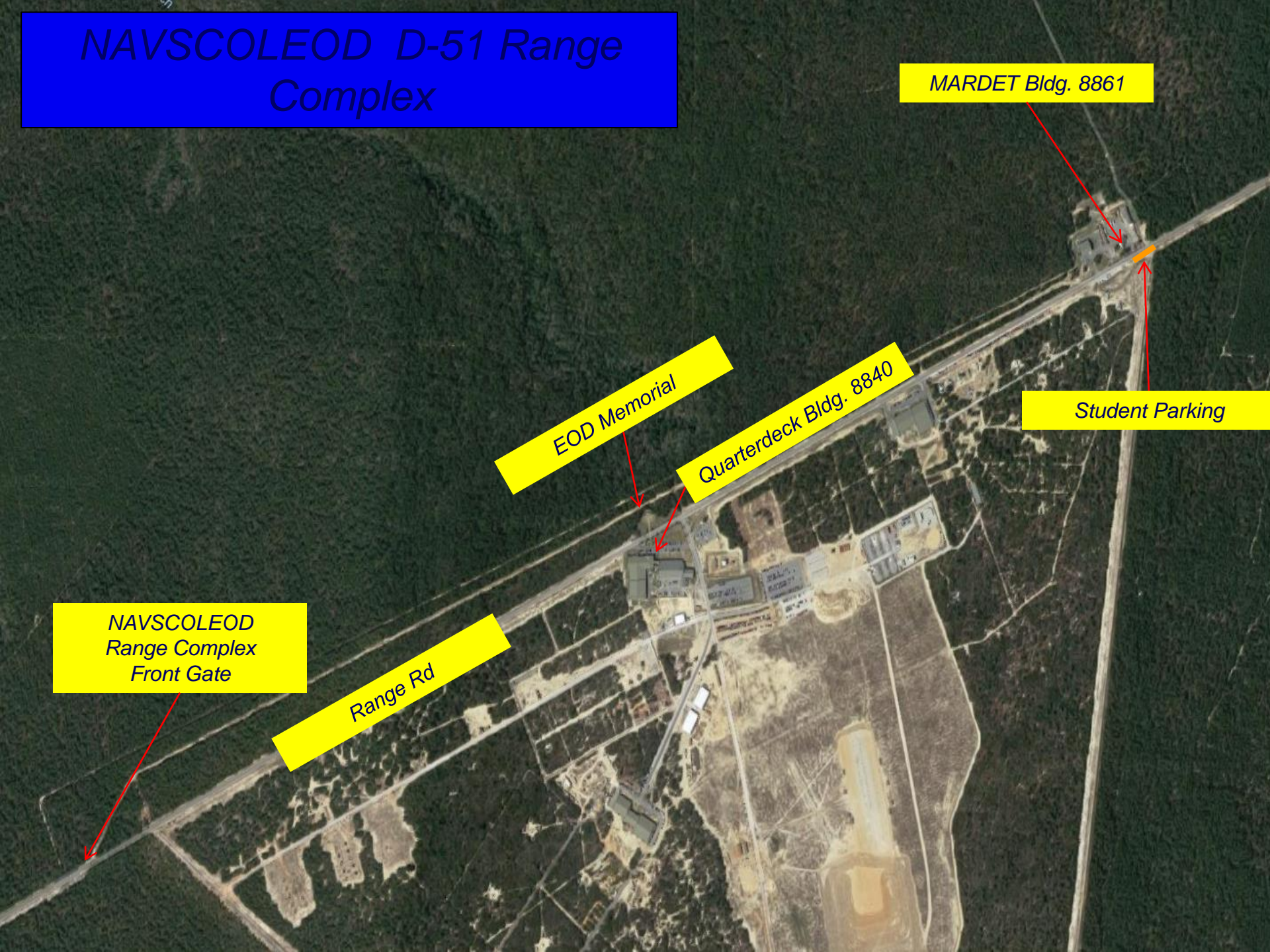
EOD Memorial

Quarterdeck Bldg. 8840

Student Parking

NAVSCOLEOD  
Range Complex  
Front Gate

Range Rd





# Security

---

## **90 Days prior to detaching to attend NAVSCOLEOD or as soon as you check into an EOD unit:**

- Ensure that your SSBI T5 clearance investigation has been opened in JPAS. An unopened investigation after checking into NAVSCOLEOD will delay your start in training for months.
- To accomplish:
  - Fill out the E-Quip and submit it to your present command's S-2 shop.
  - Follow up with the S-2 to ensure that there are no discrepancies with your E-Quip. If there are, continue to resubmit until it is acceptable.
  - Submit fingerprints to the S-2 for upload with your E-Quip.
  - Continue to follow up with S-2. The more dedicated you are to getting your investigation opened, the higher the likelihood that it will be ready.

## **When detaching to attend NAVSCOLEOD:**

- Verify that your current S-2 has released you as the "owning agency" in JPAS as per the MARDET NAVSCOLEOD Student Checklist.

## **While attending school**

- You will have interviews with investigators from OPM. Maintain records such as phone numbers and addresses of your references to assist in the investigation.

# Physical Fitness/Height and Weight Standards


---

 **You will be required to run a minimum of a 1<sup>st</sup> class PFT to continue training.**

- Failure to achieve the minimum score will result in a delay and possible drop from training.
- If at any time you fail to run a 1<sup>st</sup> class PFT during training, you may be pulled from training until you achieve the minimum score again.
- Multiple incidents of not maintaining the minimum requirements for the PFT will result in dismissal from NAVSCOLEOD.

 **Come physically prepared for the training**

- There will be weekly instructor led PT sessions as weather permits.
- During the training days, there may be no time to PT, so you will have to develop a program that can keep you fit. Start prior to showing up.

 **You will be required to be within Body Composition standards prior to starting training.**

- Within one week of checking into the detachment, a height and weight check will be performed.
- Failure to be within the height and weight as per MCO 6110.3A will delay you from starting training.



# Housing

## Single Marines/Geo Bachelors

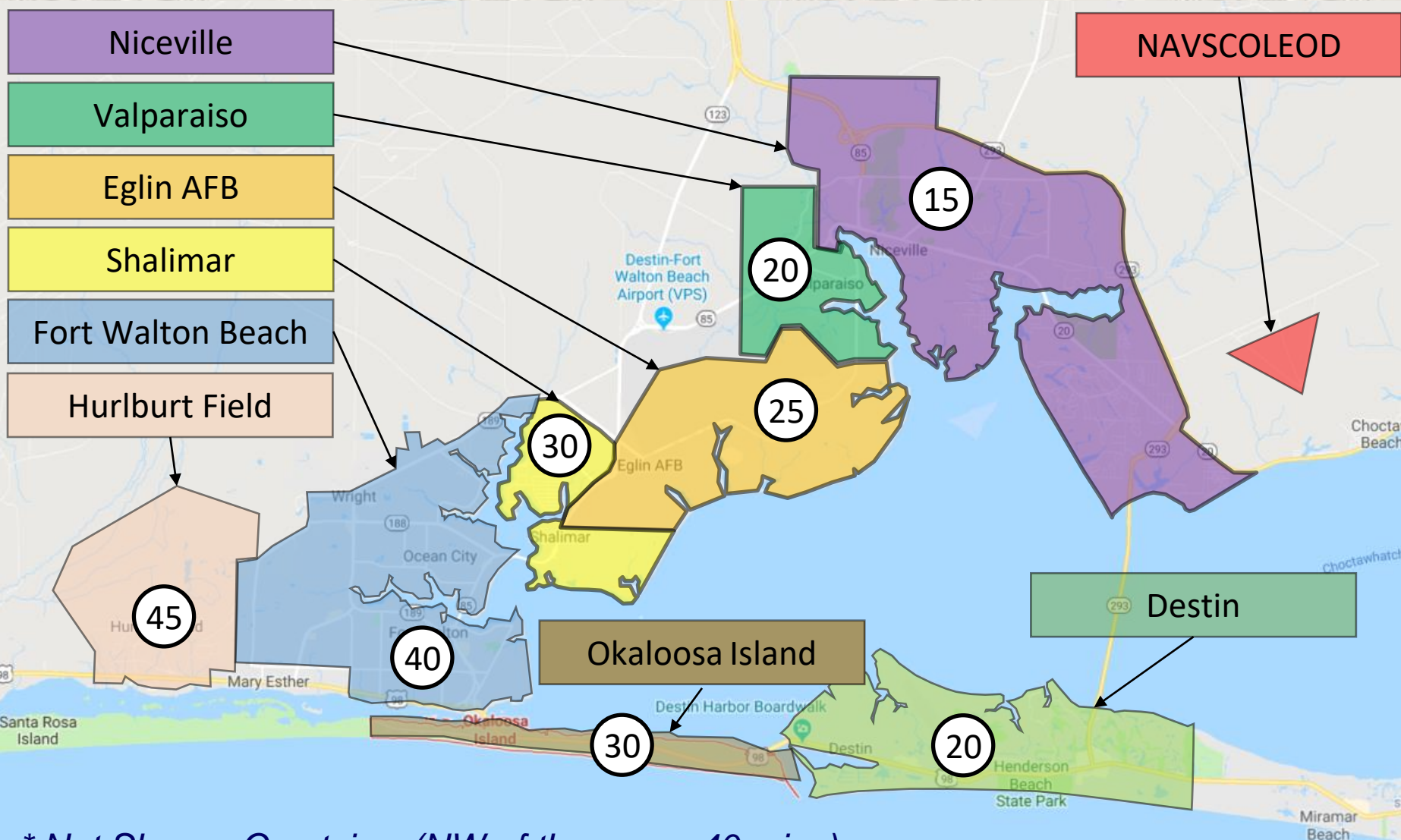
- Due to limited barracks space, Marines attending NAVSCOLEOD will receive BAH/BAS.
- Barracks rooms are available on a case by case basis.
- It is recommended that if you plan to get a barracks room contact the Detachment Operations Chief prior to PCS.

## Married Marines

- On base housing is available on Eglin AFB. It is operated by Corvias at Eglin AFB
  - (850) 613-5050
  - [airforce.corviasmilitaryliving.com/eglin](http://airforce.corviasmilitaryliving.com/eglin)
- The Housing Management Office can provide information and guidance on the local housing and relocation assistance.
  - (850) 613-5050
  - [www.eglinhousing.com](http://www.eglinhousing.com)

- For the majority of the training schedule the training day is from 0530-1600.
- The following slide gives you an overview of the local area and an estimate of your travel time to and from the range. Niceville and Valparaiso are recommended due to excessive traffic associated with tourism in other surrounding areas.

# Housing cont'd



\* Not Shown: Crestview (NW of the range 40 mins)



# Housing cont'd

---



**Okaloosa County Website:** [www.co.okaloosa.fl.us](http://www.co.okaloosa.fl.us)



**Okaloosa County Tax Offices:**

- **Most services, including: Vehicle Registration and Titles, Driver's Licenses and ID Cards, Real Estate and Business Taxes, Concealed Weapon Licenses, Hunting and Fishing Licenses, and more.**
- **Phone Number: (850)-651-7300 (For all locations)**

**Niceville Tax Office:**  
701 John Sims Parkway  
Niceville, FL 32578

**Destin Tax Office:**  
4012 Commons Drive W  
Destin, FL, 32541

**Crestview Tax Office:**  
302 Wilson Street N  
Crestview, FL, 32536

**Shalimar Tax Office:**  
1250 N. Eglin Parkway  
Shalimar, FL, 32579

**Eglin AFB Tax Office:**  
310 W. Van Matre Avenue  
Eglin AFB, FL, 32542

**Hurlburt Field Tax Office:**  
120 Simpson Avenue  
Hurlburt Field, FL, 32544

# Uniforms

---

- 💣 **You will be required to wear uniforms other than Utilities while aboard NAVSCOLEOD. As per the checklist, you are required to have a complete seabag and all uniforms should be proper fitting.**
  - **For information on required uniforms see:**
    - **MCBUL 10120**
    - **<https://www.marines.mil/Portals/59/Publications/MCBUL%2010120%20FY18.pdf?ver=2017-11-14-132055-527>**
- 💣 **There is limited access to Marine Corps uniforms in this area. Some uniform items can be found on Eglin AFB. (a few ribbons, collar rank insignia)**
- 💣 **NAS Pensacola has uniforms and tailoring services, but is a 90 mile drive from Niceville.**
- 💣 **Prior to leaving your current duty station, have all uniforms checked for serviceability and proper fit. Acquire any uniform items at a USMC base/facility to alleviate wasting time trying to get uniform items once training starts. The training schedule will not allow for the time it takes to get uniform items from Pensacola. Anticipate and prepare.**